



Investor Road Show
Presentation Q1 2022

Lund, April 21, 2022



*...at Hansa Biopharma we envision a world where all patients
with rare immunologic diseases can lead long and healthy lives...*

Forward-looking statements

This presentation may contain certain forward-looking statements and forecasts based on our current expectations and beliefs regarding future events and are subject to significant uncertainties and risks since they relate to events and depend on circumstances that will occur in the future. Some of these forward-looking statements, by their nature, could have an impact on Hansa Biopharma's business, financial condition and results of operations [or that of its parent, affiliate, or subsidiary companies]. Terms such as "anticipates", "assumes", "believes", "can", "could", "estimates", "expects", "forecasts", "intends", "may", "might", "plans", "should", "projects", "will", "would" or, in each case, their negative, or other variations or comparable terminology are used to identify forward-looking statements. There are a number of factors that could cause actual results and developments to differ materially from those projected, whether expressly or impliedly, in a forward-looking statement or affect the extent to which a particular projection is realized. Such factors may include, but are not limited to, changes in implementation of Hansa Biopharma's strategy and its ability to further grow; risks and uncertainties associated with the development and/or approval of Hansa Biopharma's product candidates; ongoing clinical trials and expected trial results; the ability to commercialize imlifidase if approved; changes in legal or regulatory frameworks, requirements, or standards; technology changes and new products in Hansa Biopharma's potential market and industry; the ability to develop new products and enhance existing products; the impact of competition, changes in general economy and industry conditions and legislative, regulatory and political factors.

The factors set forth above are not exhaustive and additional factors could adversely affect our business and financial performance. We operate in a very competitive and rapidly changing environment, and it is not possible to predict all factors, nor can we assess the impact of all factors on our business or the extent to which any factor, or combination of factors, may cause actual results to differ materially from those contained in any forward-looking statements. Given these risks and uncertainties, investors should not place undue reliance on forward-looking statements as a prediction of actual results.


Hansa Biopharma expressly disclaims any obligation to update or revise any forward-looking statements to reflect changes in underlying assumptions or factors, new information, future events or otherwise, and disclaims any express or implied representations or warranties that may arise from any forward-looking statements. You should not rely upon these forward-looking statements after the date of this presentation.



Table of contents

1.	Q1 2022 Business Update.....	4
2.	Company overview.....	15
3.	Imlifidase in kidney transplantations.....	33
4.	Completed and ongoing studies.....	41
5.	Our enzyme technology.....	53
6.	Clinical development programs.....	63
7.	Pre-clinical programs.....	73
8.	Gene therapy.....	77
9.	ESG Overview.....	89
10.	Capital Markets.....	93

Business update Q1'2022



Solid sales growth reported in Q1'22; Market access secured in Germany and France; Marketing authorization granted in Israel

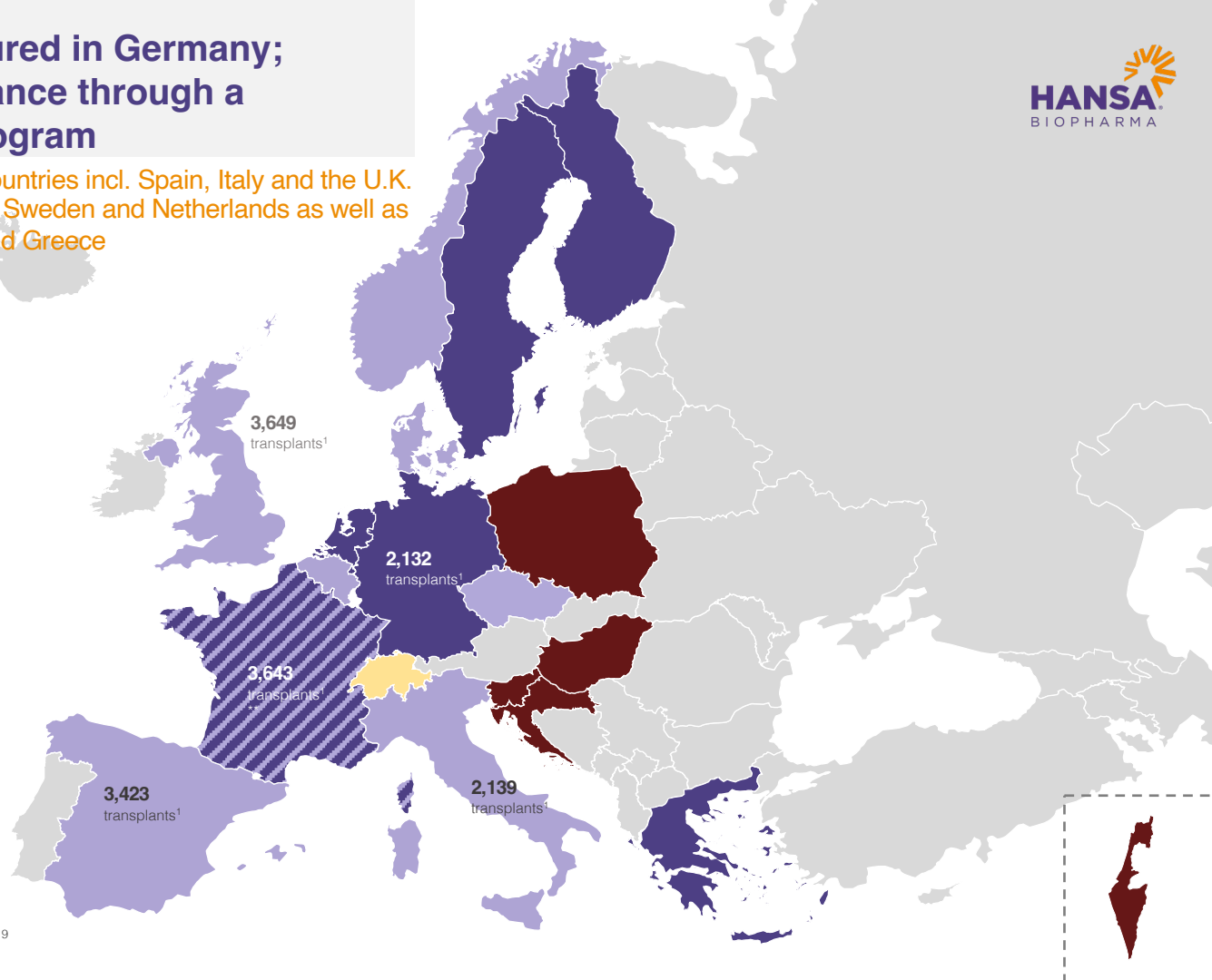
Highlights for the first quarter of 2022

- ✓ Launch activities and market access efforts in EU progressing as planned
 - Solid sales growth in Q1 with SEK 24.2m in product sales; Total revenue of SEK 30.3m
 - Full commercial access secured in Germany on negotiated terms, while market access is granted in France through a reimbursed Early Access Program
 - Market access procedures are ongoing in 11 countries, incl. Spain, Italy and the U.K.
 - Marketing authorization granted for Idefirix® in Israel
- ✓ Key data from a Phase 2 program in anti-GBM patients highlighted in JASN
- ✓ Clinical pipeline
 - Anti-GBM: U.S. FDA has accepted Hansa's Investigational New Drug (IND) application to proceed with a Phase 3 study of imlifidase in 50 anti-GBM patients across U.S. and EU. First patient expected to be enrolled in 2022
 - U.S. ConfIdaS: Patient enrollment on track for completion second half 2022
 - AMR: Patient enrollment on track for completion first half 2022
 - GBS: 16/30 patients enrolled in the GBS phase 2 study; Significant initiatives implemented to support the completion of enrollment of GBS patients in H2 2022
- ✓ Agreement with AskBio (subsidiary of Bayer AG) to evaluate feasibility of imlifidase ahead of gene therapy in Pompe disease
- ✓ Cash position of SEK 754 million end of Q1'22; Hansa is financed into 2023



Full commercial access secured in Germany; Market access granted in France through a reimbursed Early Access Program

Market access procedures ongoing in 11 countries incl. Spain, Italy and the U.K.
During 2021 market access was secured in Sweden and Netherlands as well as
on an individual hospital basis in Finland and Greece



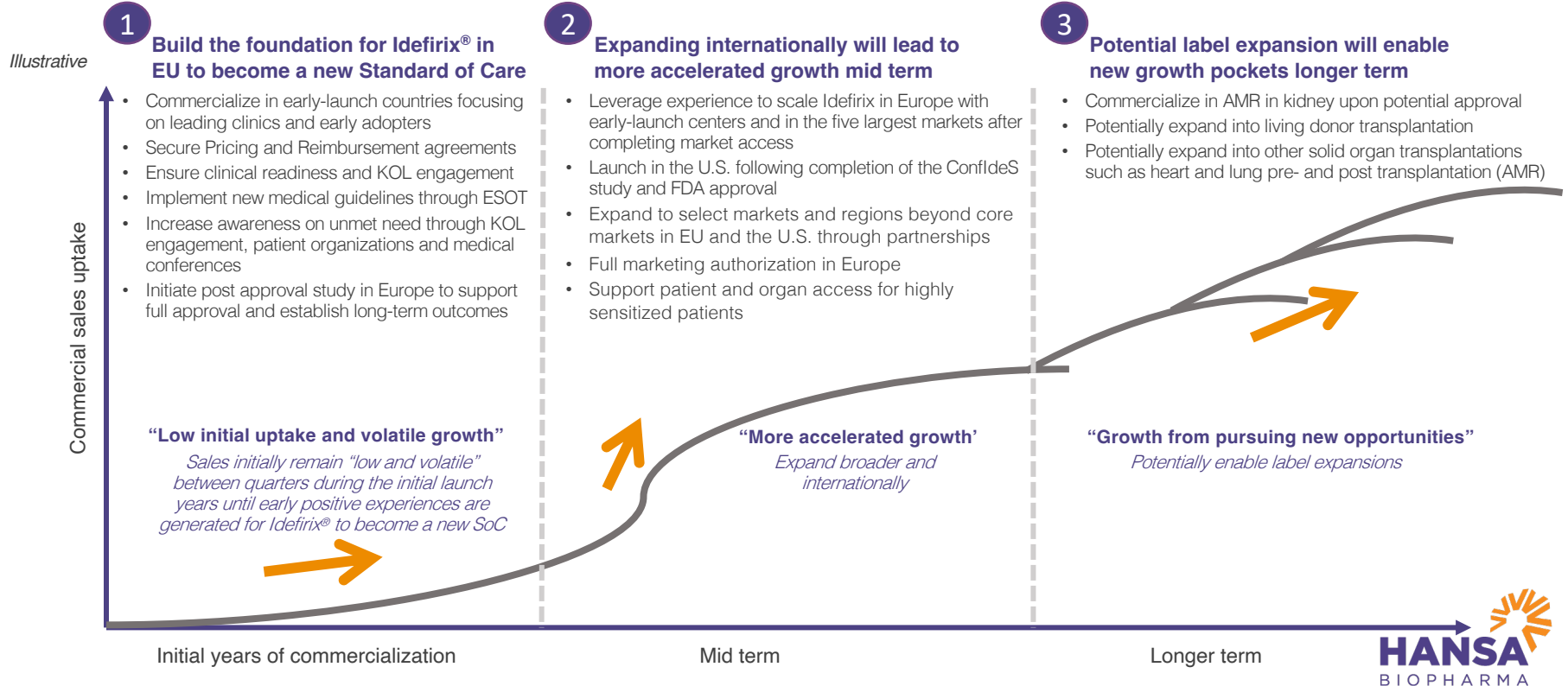
¹Annual kidney transplantations 2019 (pre-Corona)

*Transplantation data is from Global Observatory on Donation and Transplantation, 2019

**Pricing & reimbursement obtained in France on an early access basis

Our center focused and sequenced launch process will help build the foundation for Idefirix® to become a new Standard of Care in transplantation

Idefirix® is the first and only approved treatment in Europe for desensitization treatment of highly sensitized kidney transplant patients. The long-term market uptake is highly dependent on successful early experiences in key early adopter centers

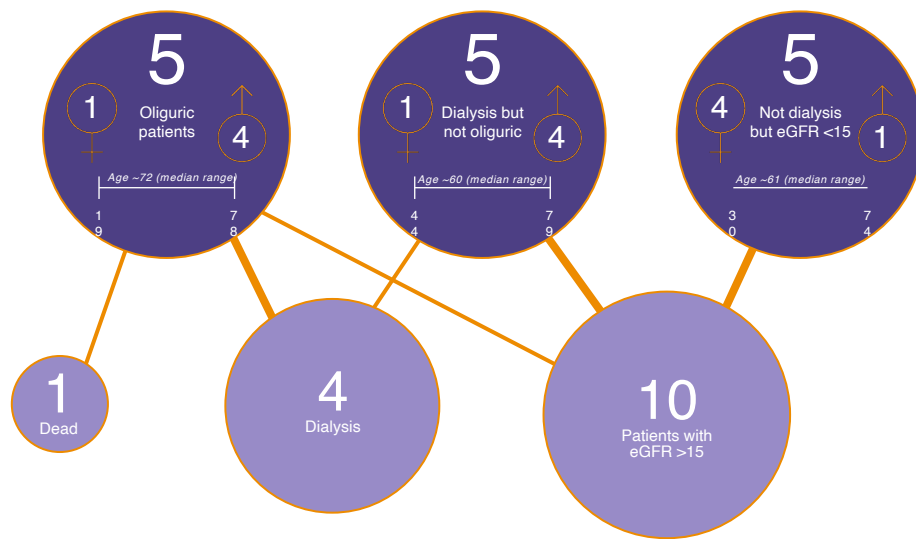


Results from Phase 2 study of imlifidase in anti-GBM disease published in Journal of American Society of Nephrology Nephrology (JASN)¹

U.S. FDA has accepted Hansa's Investigational New Drug (IND) application to proceed with a Phase 3 study of imlifidase in 50 patients across U.S. and EU with the first patient is expected to be enrolled in 2022

The JASN publication recognises the potential in deactivation of autoantibodies in autoimmune diseases

10 out of 15 patients were dialysis independent after six months; The anti-GBM data is significantly better than the historical cohort, where only 18% had functioning kidney



¹ Journal of the American Society of Nephrology [https://pubmed.ncbi.nlm.nih.gov/35260419/Segelmark et al. JASN \(2022\)](https://pubmed.ncbi.nlm.nih.gov/35260419/Segelmark%20et%20al.%20JASN%20(2022))

² McAdoo et al.: Patients double-seropositive for ANCA and anti-GBM antibodies have varied renal survival, frequency of relapse, and outcomes compared to single-seropositive patients. Kidney Int 92: 693-702, 2017

Continuous progress in our ongoing clinical Programs

Enrollment status
April 20, 2022

Antibody Mediated Rejection Phase 2 study

- 28/30 patients enrolled in the AMR phase 2 study
- Completion of enrollment expected H1 2022*
- First data read out expected in H2 2022*



- Patients enrolled
- Patients remaining

Guillain-Barré Syndrome Phase 2 study

- 16/30 patients enrolled in the GBS phase 2 study
- Enrollment rate has been affected by the COVID-19 pandemic. Significant initiatives are implemented to support the completion of enrollment incl. simplification of the protocol, addition of two new sites and supporting hiring of staff at the clinics
- Completion of enrollment expected in H2 2022*
- First data read out expected in H1 2023



- Patients enrolled
- Patients remaining

Enrollment status
April 20, 2022

Anti-GBM Phase 3 study

- U.S. FDA has accepted Hansa's Investigational New Drug (IND) application to proceed with a Phase 3 study
- The planned study will commence this year* targeting 50 patients across the U.S. and Europe



- Patients enrolled
- Patients remaining

U.S. ConfldeS Phase 3 study

- Randomized, controlled trial in highly sensitized kidney transplant patients across 12-15 centers
- 16/64 patients enrolled for randomization
 - Nine centers are active and open for recruitment
 - Completion of enrollment expected H2 2022*



- Patients enrolled
- Patients remaining

**Guidance assumes no further escalation of the COVID-19 pandemic potentially forcing trial centers to reprioritize patient recruitment or even shut down again.*

Broad clinical pipeline in transplantation and auto-immune diseases

Candidate/ Program	Indication	Research/ Preclinical	Phase 1	Phase 2	Phase 3	Marketing Authorization	Marketed	Next Anticipated Milestone
Imlifidase	EU: Kidney transplantation in highly sensitized patients ^{1,2}						*)	EU: Additional agreements around reimbursement from H2'21
	US: Kidney transplantation in highly sensitized patients ^{1,2}							Completion of enrollment (64 patients) H2'22
	Anti-GBM antibody disease ³							Pivotal Phase 3 study expected to commence in 2022 (50 patients)
	Antibody mediated kidney transplant rejection (AMR)							Completion of enrollment (30 patients) H1 2022
	Guillain-Barré syndrome (GBS)							Completion of enrollment (30 patients) H2 2022
	Pre-treatment ahead of gene therapy in Limb-Girdle (Partnered with Sarepta)							Preclinical phase
	Pre-treatment ahead of gene therapy in Duchenne (Partnered with Sarepta)							Preclinical phase
	Pre-treatment ahead of gene therapy in Pompe disease (Partnered with AskBio)							Preclinical phase
NiceR	Recurring treatment in autoimmune disease, transplantation and oncology							Completion of GLP toxicology studies in 2022
EnzE	Cancer immunotherapy							Research phase

¹ Results from the Phase 1 study have been published, Winstedt et al. (2015) PLOS ONE 10(7)

² Lorant et al American Journal of Transplantation and 03+04 studies (Jordan et al New England Journal of Medicine)

³ Investigator-initiated study by Mårten Segelmark, Professor at the universities in Linköping and Lund

*) The EU Commission has granted conditional approval for imlifidase in highly sensitized kidney transplant patients. A post-approval study will commence in parallel with the launch

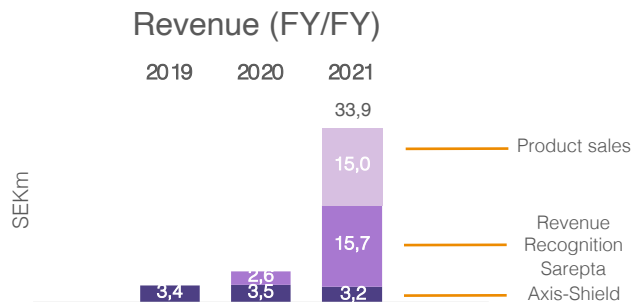
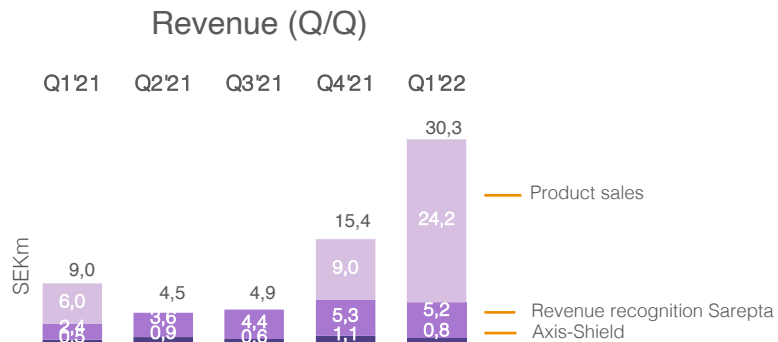
Completed

Ongoing

Planned

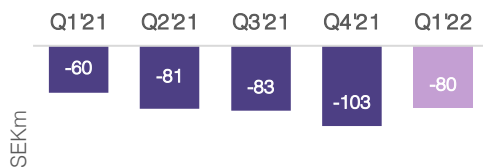
Conditional approval based on Phase 2 data

Solid sales growth in Q1'2022 - product sales of SEK 24.2m

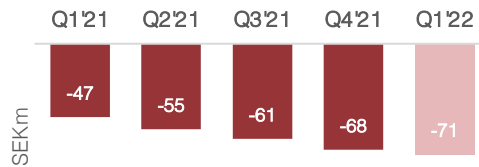


Continued investments in our commercialization and pipeline

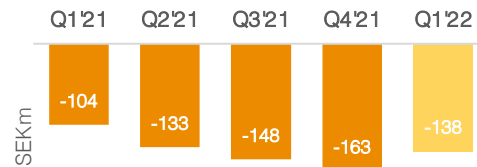
SG&A expenses (Q/Q)



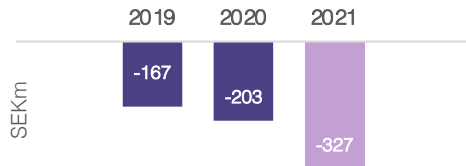
R&D expenses (Q/Q)



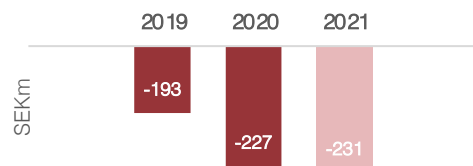
Net loss (Q/Q)



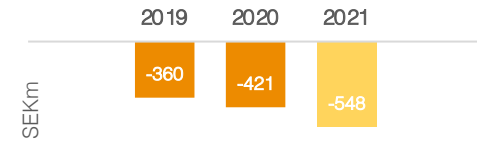
SG&A expenses (FY/FY)



R&D expenses (FY/FY)




Net loss (FY/FY)

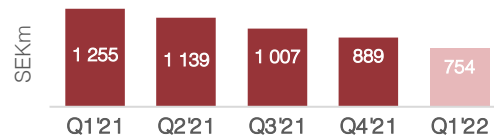


With current cash position and projected burn-rate, Hansa's operations are financed into 2023

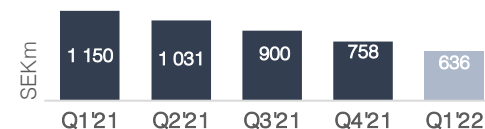
Operating cash flow (Q/Q)



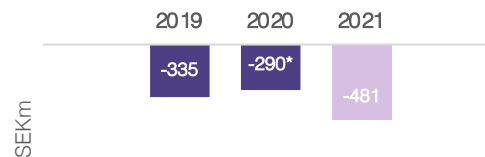
Cash & short-term investments (Q/Q)



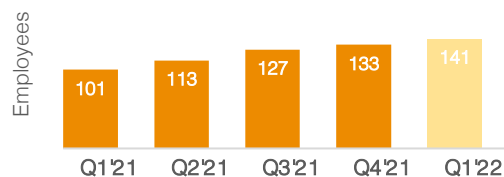
Shareholders' equity (Q/Q)



Operating cash flow (FY/FY)



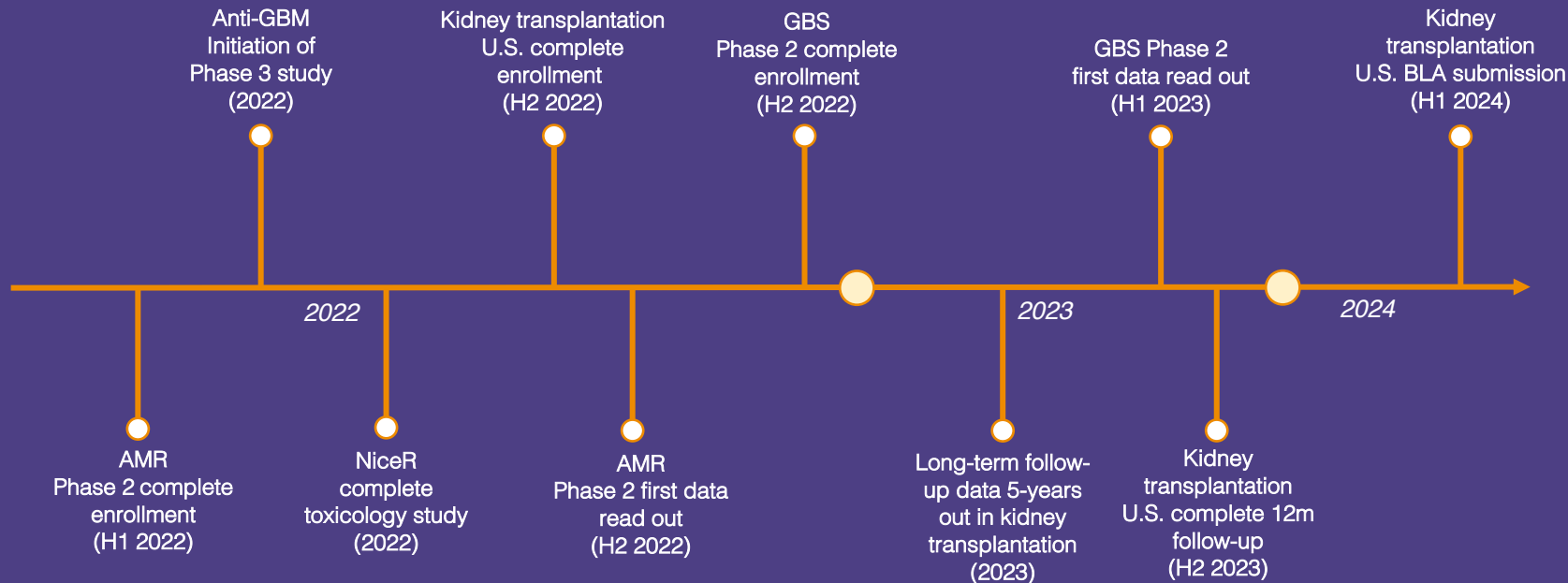
Number of employees (Q/Q)



* incl. USD 10 mio (SEK ~90 mio) upfront from Sarepta

Upcoming milestones

Milestones subject to potential COVID-19 impact



Guidance assumes no persistent impact or further escalation of the COVID-19 pandemic potentially forcing trial centers to reprioritize patient recruitment or even shut down again.

Company overview



Hansa Biopharma today

Successful track record...
Strong momentum...
Promising future...

A validated technology

VALIDATION ACROSS THREE AREAS

- ✓ Approval in kidney transplantations
- ✓ Proof of concept in autoimmune diseases
- ✓ Partnerships to explore gene therapy

Idefirix® is our first approved drug in Europe*

EUROPE KIDNEY TRANSPLANTS

For highly sensitized patients in Europe

Broad pipeline in transplantation and autoimmunity

PROGRAMS IN CLINICAL DEVELOPMENT

US kidney transplants
Anti-GBM
Guillain-Barré syndrome (GBS)
Antibody mediated kidney transplant rejection (AMR)

Established a high-performance organization

NEW COMPETENCIES ADDED

141 employees March 2022
(~3x in 3 years)

Highly qualified team with 20 years on average in life science
Purpose driven culture

With current cash position Hansa is financed into 2023

FINANCIALS

SEK 754m in Cash (USD ~80m)
March 2022

Created shareholder value and diversified our ownership base

MARKET CAPITALISATION (USD): ~300m

Listed on Nasdaq Stockholm
18,000 shareholders
Foreign ownership make up ~40% through leading international life science specialist funds



Patient*

This is a break-through for the patients who need but can't access kidney transplantation today

*Idefirix approved in EEA under conditional approval for kidney transplantation

**Actual patient has given consent to provide images

We are building a global leader in rare diseases

Today

We are launching our first commercially approved product for enablement of kidney transplantation in Europe*



Tomorrow

We envision a world where patients with rare immunologic diseases can lead long and healthy lives



* European Economic Area incl EU plus Iceland, Liechtenstein and Norway

Stock images

Our mission

We leverage our unique enzyme technology platform to develop innovative, lifesaving and life altering immunomodulating therapies, bring these to the patients with rare diseases who need them, and generate value to society at large.



Develop new therapies



Desensitization in **kidney transplant** patients*



Exploring treatment options in **anti-GBM****



Exploring treatment options in **GBS****



Exploring treatment options in **AMR****

* Idefixir approved in EEA under conditional approval for kidney transplantation

** Imlifidase under investigation



Extend and improve human lives

Transplantation leads to **dramatically better quality of life and life expectancy than dialysis**

77% of transplanted patients are alive after 8 years vs 44% of patients on dialysis¹



Deliver value to society

Transplantation is a **cost-effective intervention vs. dialysis**

Idefixir was named in EMA report as **Outstanding contribution to public health**³

USD 115bn, equivalent to 20% of the US Medicare budget, relates to kidney diseases²

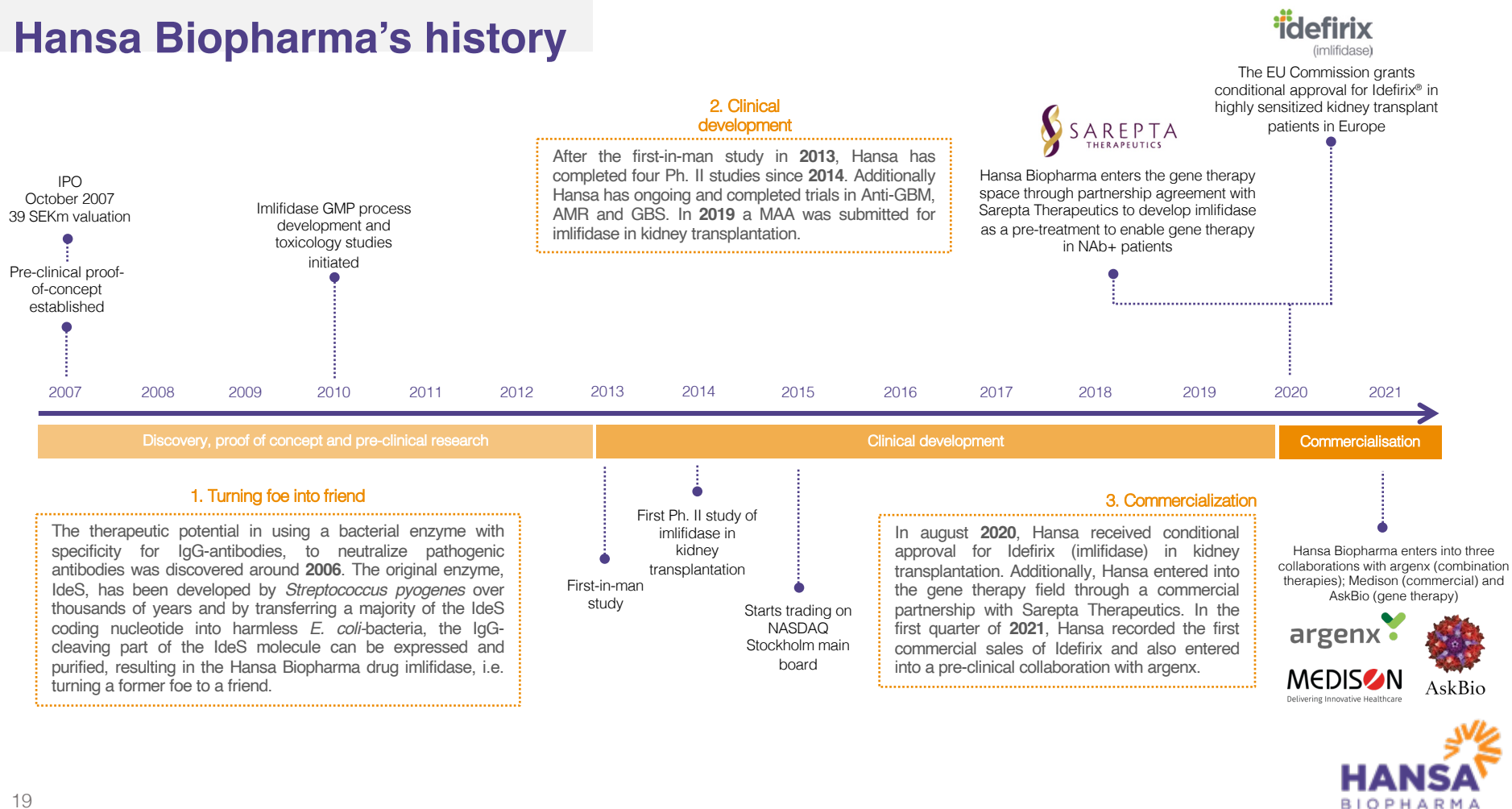


¹ Orandi et al. N Engl J Med 2016;374:940-50

² <https://www.hhs.gov/about/news/2019/07/10>

³ https://www.ema.europa.eu/en/documents/report/human-medicines-highlights-2020_en.pdf

Hansa Biopharma's history



Many milestones achieved during the last 15 months

TLV

TANOVÅRDS- OCH
LÄKEMEDELSFORMÄNSVERKET

Healthcare Technology Assessment published by Swedish "TLV", with a favorable conclusion for using Idefix® in highly sensitized patients incompatible with a deceased donor

idefix®
(imlifidase)

Hansa Biopharma records first commercial sale of Idefix®



First national market access agreement achieved for Idefix® in Sweden and Finland (hospital basis)



Full national reimbursement agreement achieved for Idefix® in the Netherlands



First patient enrolled in the U.S. pivotal randomized controlled study "ConfideS" in highly sensitized kidney transplant patients

MEDISON
Delivering Innovative Healthcare

New multiregional commercialization partnership with Medison Pharma for imlifidase in kidney transplant in Central Eastern Europe and Israel



Pricing and reimbursement achieved for Idefix® in Germany



Marketing authorization in Israel for Idefix® (imlifidase)



Pricing and reimbursement for Idefix® obtained in France on an early access basis

2021

January

February

March

April

May

June

July

August

September

October

November

December

2022

January

February

March

Hansa Biopharma enters pre-clinical research collaboration with argenx BV to explore potential combination therapies with imlifidase and efgartigimod

argenx

Positive 3-year follow-up data published in American Journal of Transplantation demonstrating graft survival of 84% after imlifidase treatment and transplantation



Hansa Biopharma AB certified as a Great Place to Work® for second consecutive year



Market access agreement achieved in Greece on a hospital basis



Agreement with AskBio to evaluate feasibility of imlifidase ahead of gene therapy in Pompe disease



Results of the Phase 2 study of imlifidase in patients with anti-GBM) disease published in Journal of the American Society of Nephrology



HANSA
BIOPHARMA

Imlifidase

a novel approach to eliminate pathogenic IgG

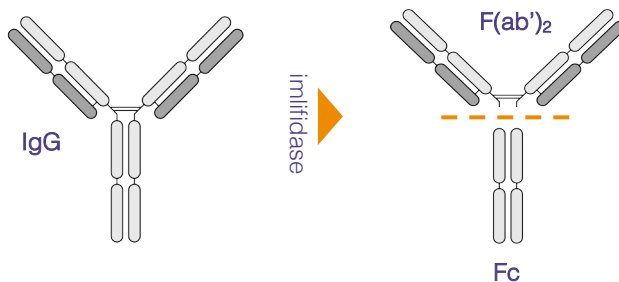
Origins from a bacteria *Streptococcus pyogenes*

- Species of Gram-positive, spherical bacteria in the genus *Streptococcus*
- Usually known from causing a strep throat infection



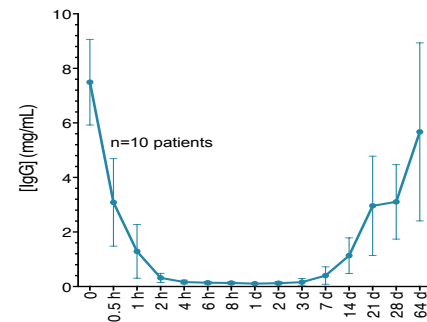
A unique IgG antibody-cleaving enzyme

- Interacts with Fc-part of IgG with extremely high specificity
- Cleaves IgG at the hinge region, generating one F(ab')₂ fragment and one homo-dimeric Fc-fragment



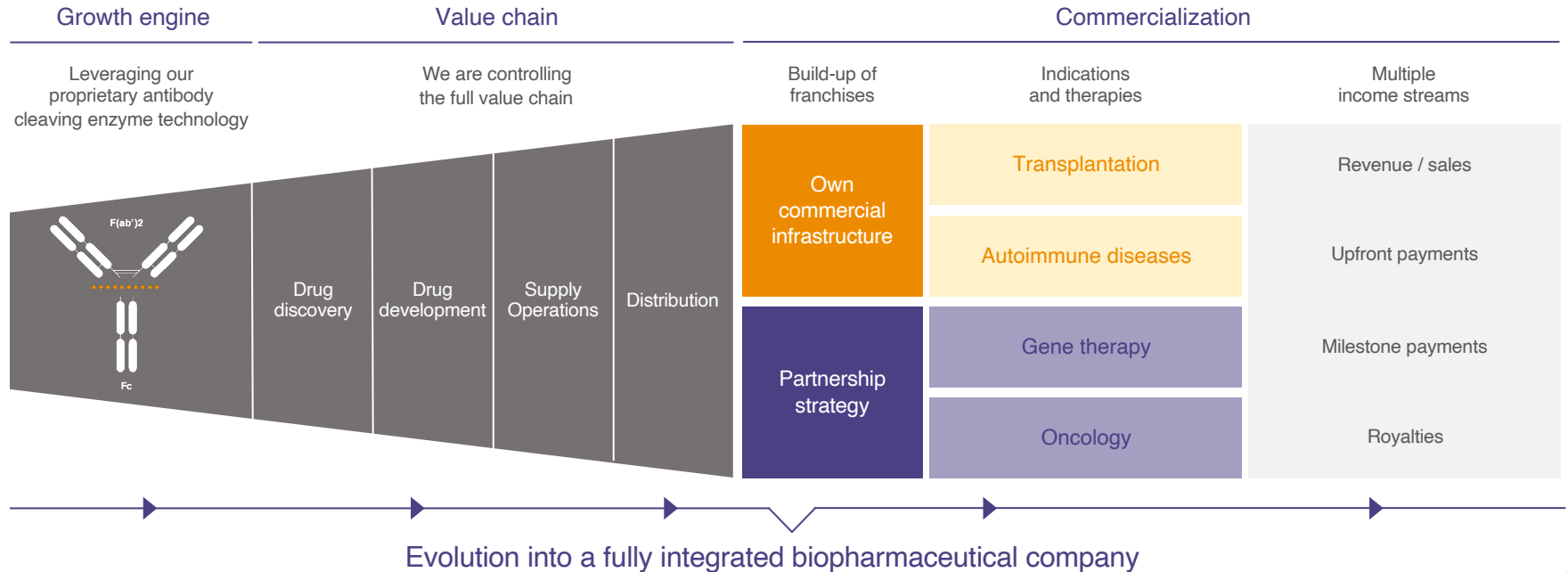
Inactivates IgG in 2-6 hours

- Rapid onset of action that inactivates IgG below detectable level in 2-6 hours
- IgG antibody-free window for approximately one week

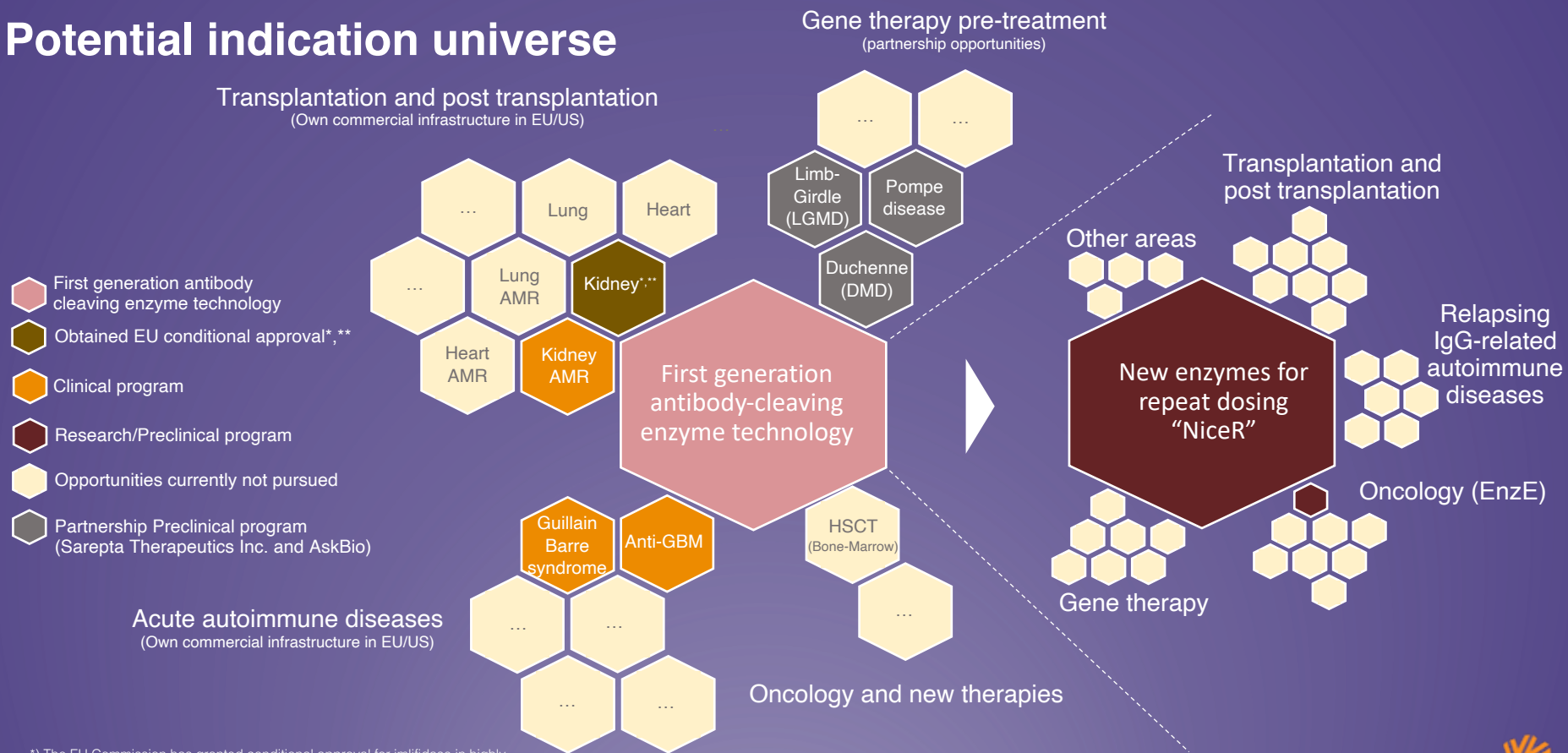


Our Business model

Leveraging our technology platform to develop new therapies targeting rare diseases with unmet medical need across a range of indications



Potential indication universe



*) The EU Commission has granted conditional approval for imlifidase in highly sensitized kidney transplant patients.

**) In the US a new study has commenced targeting a BLA filing by H1 2024

Our strategic priorities

Building tomorrow's
Hansa Biopharma



Advance platform in new indications and therapeutic areas

BUILD NEW FRANCHIES TO CAPTURE FULL VALUE OF TECHNOLOGY PLATFORM

- Transplantation
- Autoimmunity
- Gene therapy
- Oncology

Commercialize Idefirix® in first markets and indications

SUCCESSFULLY LAUNCH IDEFIRIX® IN EUROPE*

Generate positive first experiences in key clinical centers and expand to targeted clinical centers with a patient focus

GEOGRAPHICAL EXPANSION

- Explore opportunities to commercialize Idefirix® beyond core markets

SECURE FDA APPROVAL AND LAUNCH IDEFIRIX IN THE US

- Complete Randomized Control Trial (RCT) and submit BLA under the accelerated approval pathway (H1 2024)

Build organizational capabilities and expand technology platform

BUILD A FIRST-CLASS COMMERCIAL ORGANIZATION

Build commercial team and competences in transplantation and autoimmune diseases

EXPAND R&D CAPABILITIES

Pursue innovation, further strengthen scientific expertise and capabilities in rare diseases

CREATE PARTNERSHIPS

Initially focused around gene therapy and potentially oncology

Becoming a fully integrated commercial stage biopharmaceutical company

while expanding our technology and global footprint

We are
here!

Pre-clinical

Early-stage clinic

Late-stage clinic

Commercial stage

1

Creating a scientific platform

- Advanced imlifidase from preclinical models through to approval
- Initiated clinical studies in transplantation in EU and the US
- Built the R&D organization
- Validated through peer-reviewed publications (e.g. NEJM and AJT)

2

Preparing the company for commercial success

- Completion of four phase 2 studies in transplantation
- Development of GMP process
- Expanded the pipeline to post-transplantation and autoimmunity
- Established corporate and medical functions
- Expanding the footprint in EU and US

3

Building and capturing value in new indications and markets

- First drug approval in kidney transplantation in EU*
- Commercialisation
- Market Access secured in Germany, France, Sweden, Netherlands as well as Finland and Greece on individual hospital basis
- Expanding commercial teams and adding territory management
- Securing supply chain management
- Progressing pipeline and advancing our technology footprint

* Idefirix approved in EEA under conditional approval for kidney transplantation

Our culture is driven by people passionate about making changes



Purpose driven culture

Helping patients with
rare diseases serves
as a **strong
purpose** for our
colleagues to **go
the extra mile**



Diverse and international

~45%

Internationals across
~30 nationalities

55/45

Male/female gender split in
the leadership team



Skilled and experienced team

>50%

With relevant PhD in R&D

~20 years*


of life science experience
on average from
Big Pharma, Biotech
and Academia

*covers Management, R&D, and
Commercial functions



Motivated workforce

For second consecutive
year Hansa is certified as a
“**Great Place to Work**”
with **100%** participation
rate in the survey



Experienced Board and Executive Committee

Extensive experience from the global healthcare industry

Executive Committee



Sören Tulstrup

President & CEO (2018)
+30 years in the Healthcare sector
Ex-CEO at Vifor Pharma
Ex-SVP at Shire Pharmaceuticals
Ex-CEO at Santaris Pharma



Christian Kjellman

SVP & CSO/COO (2008)
+20 years in the Healthcare sector
Ex-Head of Research at Cartella
Ex-Senior Scientist at Biinvent,
MSc Chemical Biology, PhD in Tumour
Immunology from Lund University



Donato Spota

SVP & CFO (2019)
+20 years in the Healthcare sector
Ex-CFO Basilea Pharmaceutica
Senior Finance roles at Roche



Achim Kaufhold

SVP & CMO (2020)
+40 years in the Healthcare sector
Ex-CMO Basilea Pharmaceutica
Ex-CEO Affitech (merged with
Pharmexa A/S)
Ex-CMO Chiron (acquired by
Novartis)



Henk D. van Troostwijk

SVP & CCO (2016)
+20 years in the Healthcare
sector
Ex-GM at Raptor
Pharmaceuticals
Ex-BU Director at Genzyme
Europe



Anne Säfström Lanner

SVP & CHRO (2019)
Ex-Head of HR European
Spallation Source
Ex-Head of HR Cellavision



Ulf Wiinberg

Chairman (2016)
+30 years in the Healthcare sector
Ex-CEO at Lundbeck (2008-14)
Ex-President at Wyeth of the global
consumer health care and European
Pharma business



Hilary Malone

Board Member (2021)
COO at Valo Health (US).
Chief Regulatory Officer & Head of Global
Regulatory Affairs at Sanofi (2013-2019)
SVP & Head of Worldwide Regulatory
Strategy at Pfizer (2009-2011)



Anders Gersel Pedersen

Board Member (2018)
+30 years in the Healthcare sector
Ex-EVP R&D H.Lundbeck
Chairman of Hansa Biopharma's
Scientific Committee



Eva Nilsagård

Board Member (2019)
Board member of several companies,
e.g. Addlife, Bulab, Irras, Xbrane
Ex-CFO of Vitrolife and Plasta
Chairman of Hansa Biopharma's
Audit Committee



Mats Blom

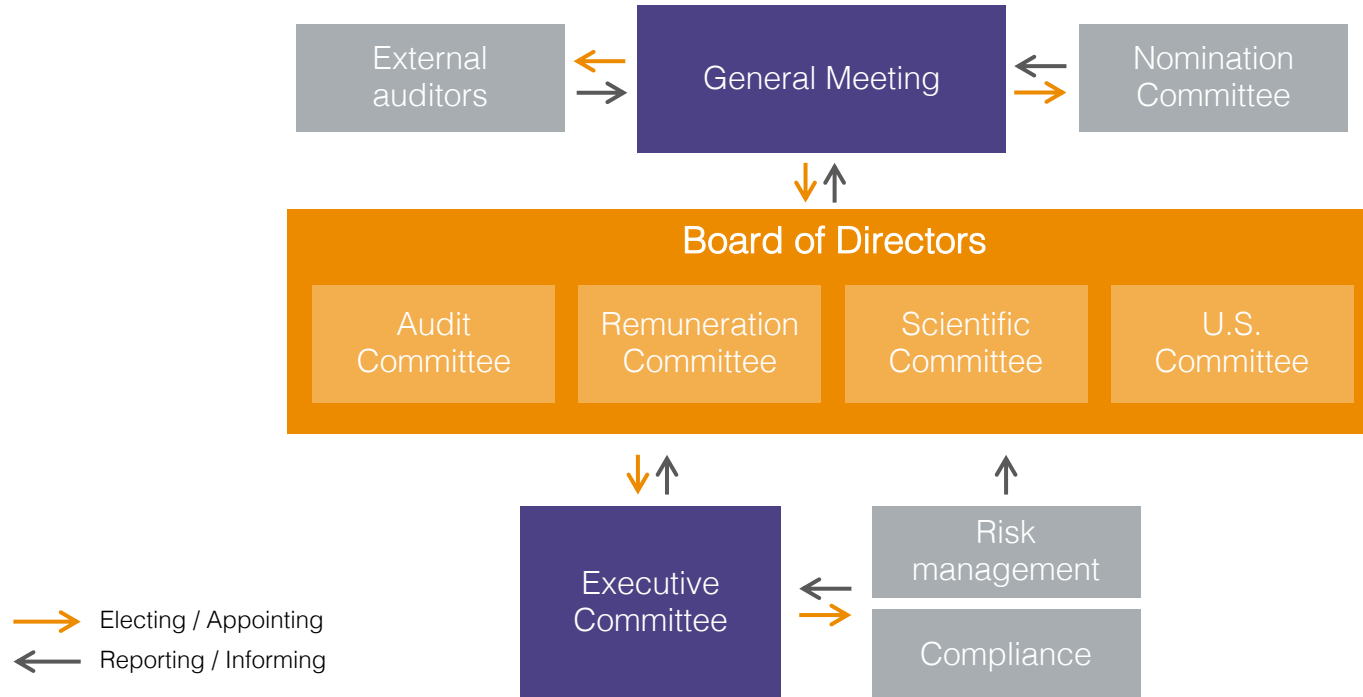
Board Member (2019)
CFO of NorthSea Therapeutics
Ex-CFO Zealand Pharma
Member of Hansa Biopharma's Audit
Committee



Andreas Eggert

Board Member (2018)
Ex-SVP at H. Lundbeck A/S
Ex-VP Wyeth/Pfizer in the U.S.
Member of Hansa Biopharma's Audit
Committee and Remuneration Committee

Hansa Biopharma's Governance Structure



Strong technology protection

through patents and orphan drug designations

Patent coverage out to 2035 in key markets

- Our lead product, imlifidase, is protected by six patent families including both granted patents and pending applications and cover the use of isolated imlifidase
- Patents cover use of isolated imlifidase at least in:

Medical use in
IgG mediated
medical
conditions

Dosing in
combination
therapies incl.
transplantation &
oncology

Autoimmune
diseases

Treatment of
transplant
rejection

Orphan drug designation

- Orphan drug designation is granted to drugs intended for rare diseases (affecting max 5 patients in 10,000 persons in EU or affecting less than 200,000 patients in the US)
- The designation provides development and commercial incentives, including ten years of market exclusivity in the EU and seven years in the U.S., protocol assistance on the development of the drug, including clinical studies and certain exemptions from or reductions in regulatory fees

EMA

Marketing Approval with orphan drug designation

- Conditional marketing approval for imlifidase, for the prevention of graft rejection following solid organ transplantation, was achieved in 2020

Orphan drug designation

- Imlifidase for the treatment of the rare and acute disease anti-GBM (2018)

FDA

Orphan drug designations

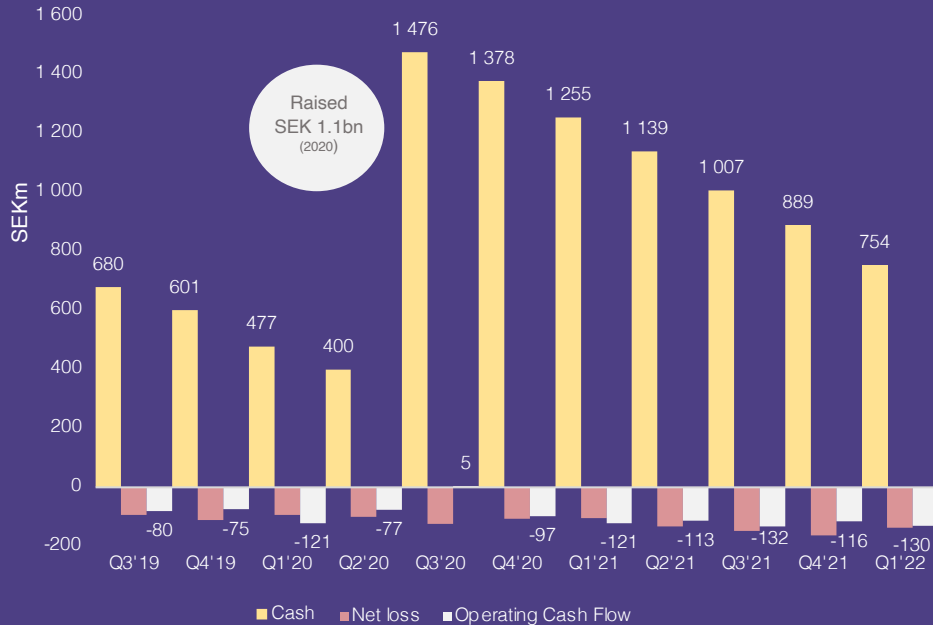
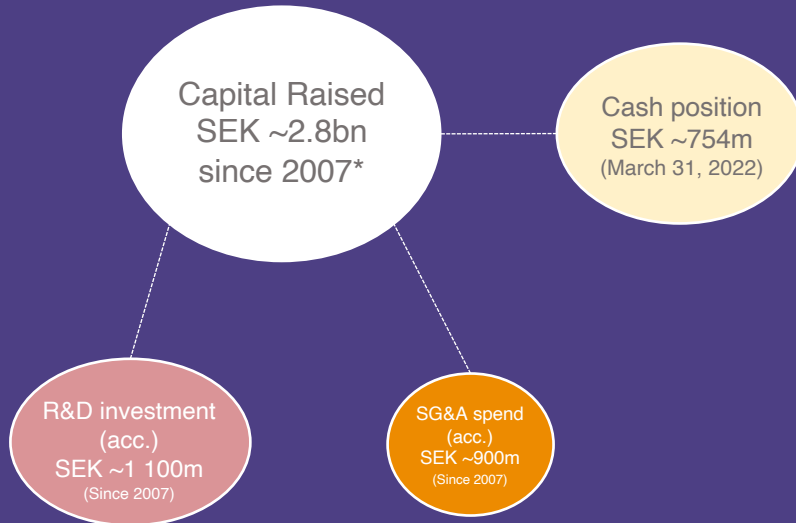
- Imlifidase for the prevention of antibody-mediated organ rejection in solid organ transplantation (2015)

- Imlifidase for the treatment of Guillain-Barré Syndrome (2018)

- Imlifidase for the treatment of the rare and acute disease anti-GBM (2018)

Hansa Biopharma is financed into 2023

Hansa raised SEK 1.1bn (USD 121m) in a direct share issue in 2020



*Including SEK ~100m upfront payments from Sarepta

Mid-term financial priorities

Our key financial priorities over the coming years will be focused on ensuring a successful European launch of Idefirix[®], while targeting mid-term product profitability

Hansa is financed into 2023 and we expect to use our current cash position to:

SEK ~754m

(USD ~80m)

in cash and short-term investments
(March 31, 2022)



Fund the launch and commercial expansion of Idefirix[®]
in kidney transplantation across Europe

Initiate our EU post-approval commitments and complete the five-year data readout
in our long-term follow-up study and advance patient enrollment in our ConfIdoS
study in kidney transplantation in the U.S.

Complete enrollment of our ongoing phase 2 programs in AMR and GBS and
initiate a phase 3 clinical program in anti-GBM

Complete the preclinical program for our lead molecule from our next generation
enzymes for repeat dosing ("NiceR") and advance our initiatives in our other
indications such as gene therapy and oncology

Fund working capital and general corporate purposes

An exciting journey ahead!

✓ This is just the beginning!

- ✓ Clinical validation
- ✓ External validation
- ✓ Regulatory validation
- ✓ Validated manufacturing
- ✓ Strong IPR
- ✓ Exciting pipeline
- ✓ Strong team

Key milestones to be achieved

- Expand Idefirix® label in transplantation and in other solid organs
- Obtain regulatory approval in anti-GBM, GBS and AMR
- Demonstrate PoC in our next gen enzymes (NiceR)
- Expand partnerships in gene therapy and oncology
- Advance clinical studies with imlifidase as pre-treatment in Limb-Girdle, Duchenne and Pompe Disease therapies with Sarepta and AskBio
- Show PoC in new indications such as oncology
- Advance combination treatment into the clinic with argenx to potentially enable new therapeutics in transplantation and autoimmune diseases

Idefirix approved in EU under conditional approval for kidney transplantation

Our future

Hansa Biopharma is a recognized global leader in rare diseases across multiple broad therapeutic areas with several market leading products and a highly valuable pipeline of late stage drug candidates



Stock images

Imlifidase in kidney transplantation



Idefirix® (imlifidase) has received conditional approval in the European Union

Low complexity transplants ← ————— → Higher complexity transplants

~70% of patients^{1,2}

15-20% of patients^{1,2}

10-15% of patients^{1,2}

Non or less sensitized
(cPRA < 20%)

Moderately sensitized
(20% < cPRA < 80%)

Highly sensitized
(cPRA > 80%)

Highly sensitized patients that are likely to be transplanted with a compatible donor

Highly sensitized patients unlikely to be transplanted under available KAS, including prioritization programs

Idefirix® is indicated for

desensitization treatment of highly sensitized adult kidney transplant patients with positive crossmatch against an available deceased donor.

The use of Idefirix® should be reserved for patients unlikely to be transplanted under the available kidney allocation system including prioritization programs for highly sensitized patients

Potential patients

idefirix®
imlifidase

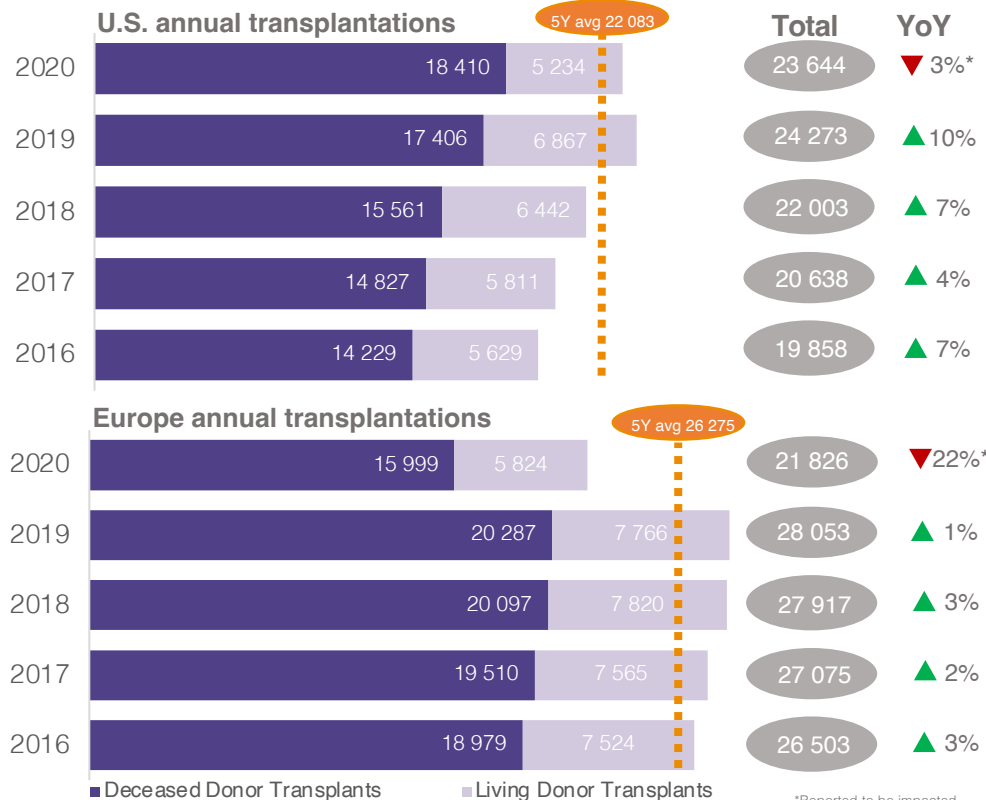
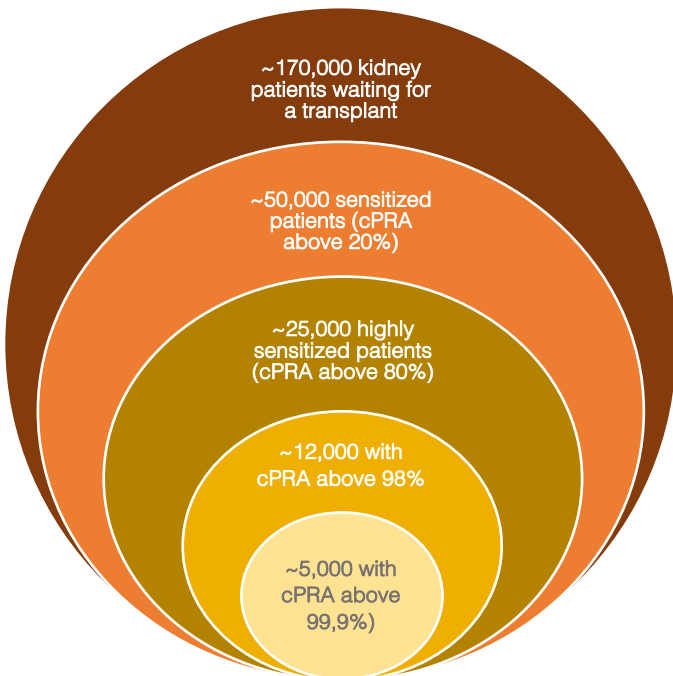
HANSA
BIOPHARMA

The kidney transplantation landscape in Europe and the U.S.

Up to 15% of patients waiting for a new kidney are highly sensitized

~50,000 transplants done annually in the U.S. and Europe

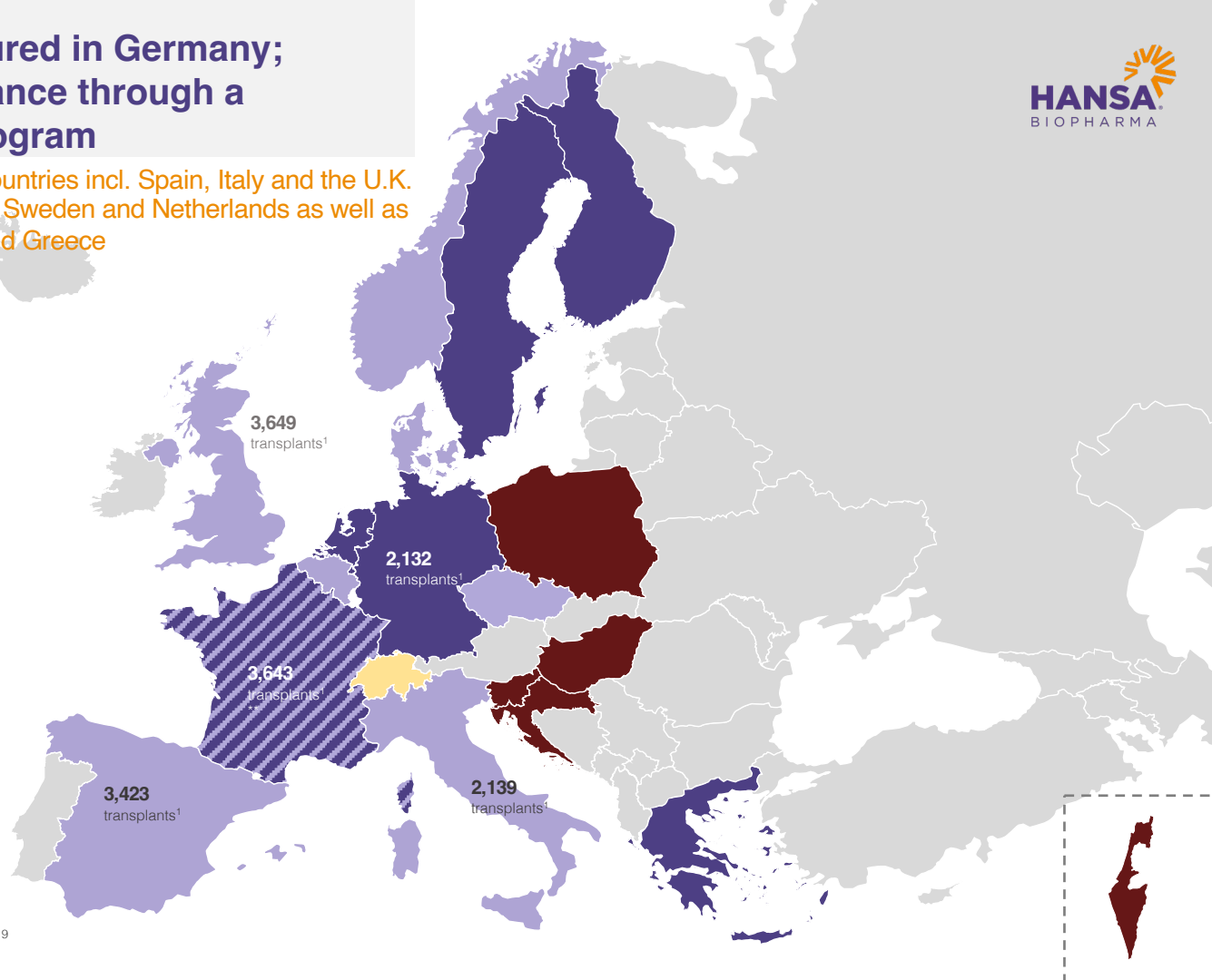
Breakdown of the kidney transplant waitlist in U.S. and EU



*Reported to be impacted by the COVID-19 pandemic

Full commercial access secured in Germany; Market access granted in France through a reimbursed Early Access Program

Market access procedures ongoing in 11 countries incl. Spain, Italy and the U.K.
During 2021 market access was secured in Sweden and Netherlands as well as
on an individual hospital basis in Finland and Greece



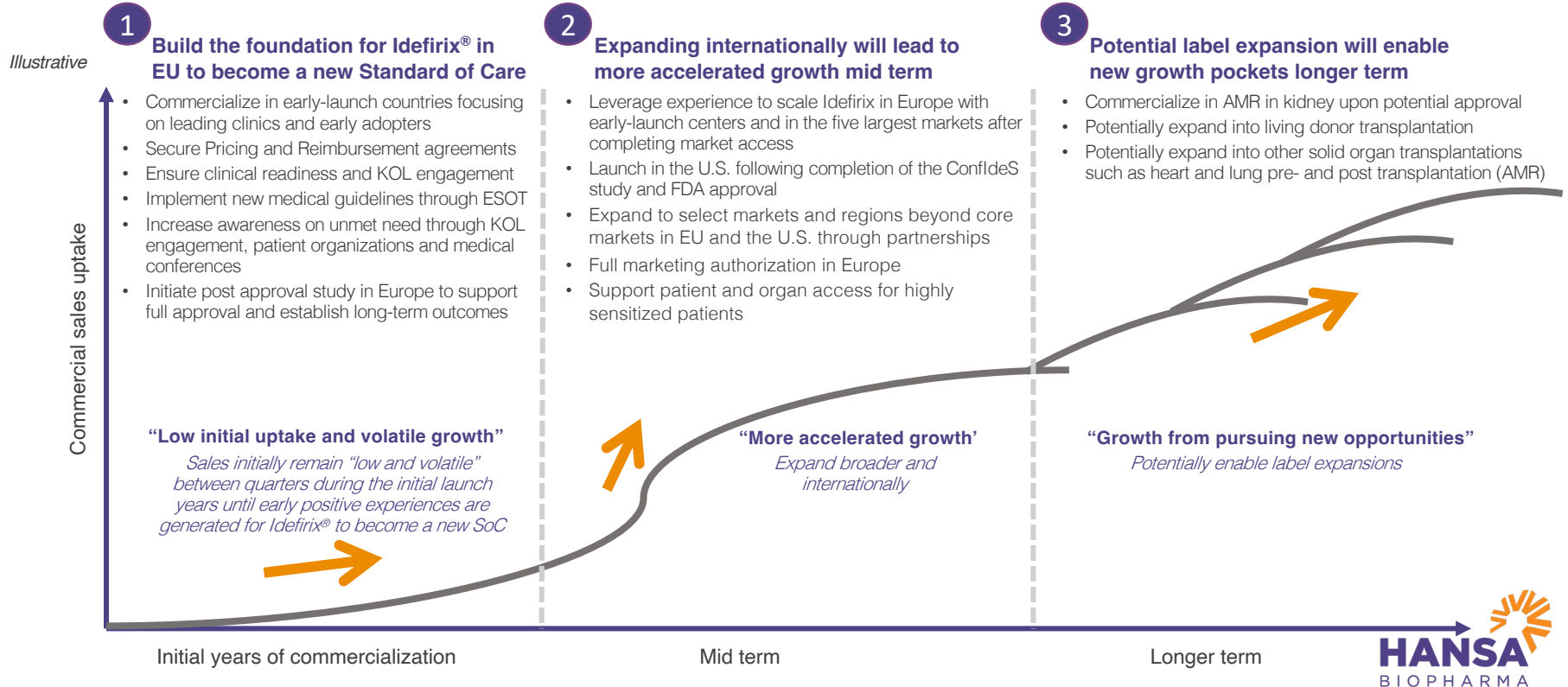
¹Annual kidney transplantations 2019 (pre-Corona)

*Transplantation data is from Global Observatory on Donation and Transplantation, 2019

**Pricing & reimbursement obtained in France on an early access basis

Our center focused and sequenced launch process will help build the foundation for Idefirix® to become a new Standard of Care in transplantation

Idefirix® is the first and only approved treatment in Europe for desensitization treatment of highly sensitized kidney transplant patients. The long-term market uptake is highly dependent on successful early experiences in key early adopter centers



Approximately 10-15% of patients on wait list are highly sensitized

Highly sensitized patients are difficult to match with an available kidney

Causes of sensitization include



Pregnancy



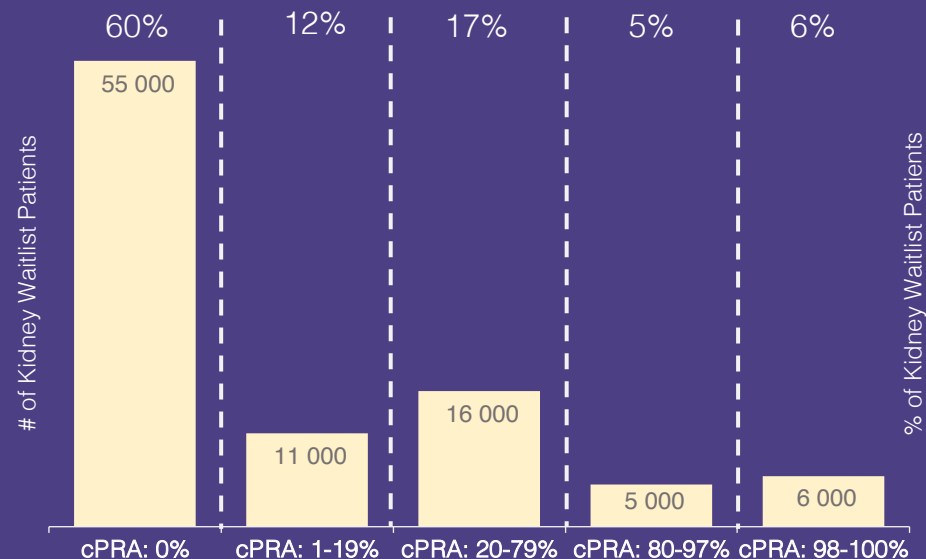
Blood transfusion



Previous transplantations

- Calculated Panel Reactive Antibodies (cPRA) is a measure for HLA-sensitization
- Inability to match or effectively desensitize patients remains a barrier for transplantation in highly sensitized patients
- Allocation Systems such as KAS and Eurotransplant rely on cPRA score to characterize patients for transplant

US Kidney Waitlist Patients by cPRA



Source: Organ Procurement and Transplant Network

Transplantation leads to better outcomes

Saves lives, reduce costs and increase quality of life, incl. gains for the society

Several complications and risks with dialysis

- Undergoing dialysis treatment is associated with many complications and side effects incl. cardiovascular diseases¹. In the long term, patients may also eventually lose access to dialysis as a result of failed ports, bad veins, and other factors²
- In general, patients on the kidney transplant waiting list and who are on dialysis have a lower quality of life than non-dialysed patients or patients who have been transplanted³
- First study in Europe on labor market outcomes demonstrates societal gains of enabling transplantation with three times as many transplant patients employed compared to dialysis patients.
- Lastly, extended dialysis is also a high-risk factor for removal from the transplant wait list⁶

Better outcomes for transplantation patients



8-year survival⁶

Transplantation

77%

Dialysis

44%



5-year cost^{7,8}

Transplantation

USD 180-200k*

Dialysis

USD 450-500k



Employment⁹

Transplantation

61%

Dialysis

18%

¹ Cozzolino et al., 2018

² Sinnakirouchenan and Holley, 2011 Shenoy, 2017

³ Wyld et al., 2012

⁴ Jarl et al. Transplantation, 2018, 102:1375-1381

⁵ NHS blood and transplant, 2018.

⁶ Orandi et al. N Engl J Med 2016;374:940-50

⁷ www.usrds.org

⁸ Shehata et al, Transfus Med Rev 201, 24 Suppl 1: S7-S27

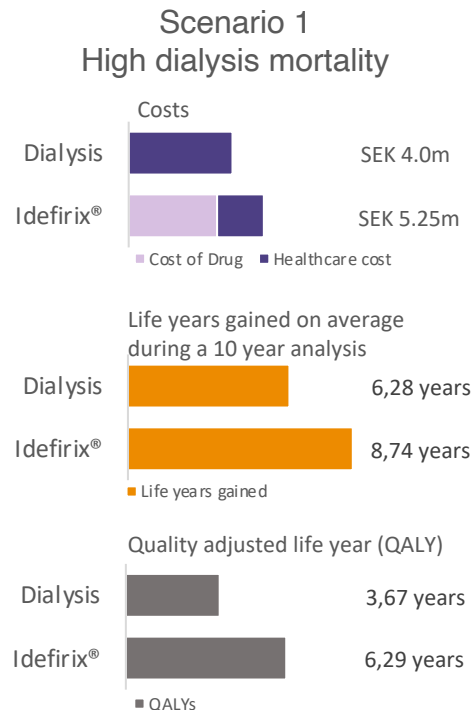
⁹ Jarl et al. Transplantation, 2018, 102:1375-1381

*Cost of kidney transplantation and 5 years of immuno-suppression treatment^{6,7}

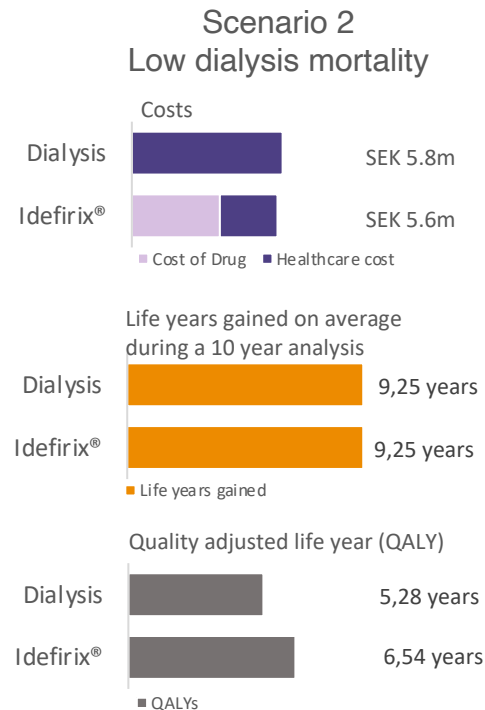
First HTA report (TLV) published in Sweden favourable to the use Idefirix® in highly sensitized patients incompatible to a deceased donor

Two cost-effectiveness scenarios presented – both within the accepted threshold for costs related to new drugs

One scenario even concluding Idefirix treatment would lead to an overall cost saving – rare for orphan drugs



Costs per quality
adjusted life year
(QALY)
SEK 460k
(EUR 45k)



Scenario 2 supports Idefirix®
as a cost saving drug

Costs per quality
adjusted life year
(QALY)
SEK -170k
(EUR -17k)

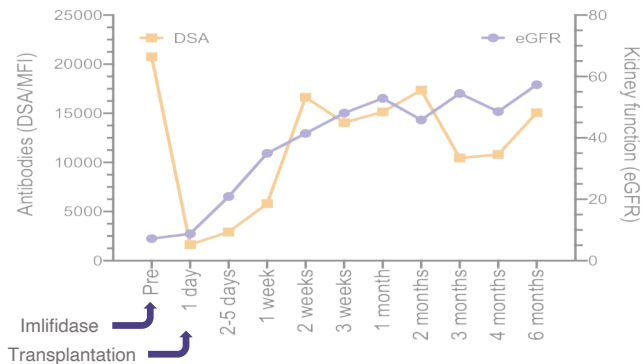
Completed and ongoing studies in kidney transplantation









Imlifidase enabled kidney transplantation in 46 highly sensitized patients during clinical trials

Pooled analysis from four Phase 2 trials

- Analysis included 46 patients
 - 50% had a cPRA of 100% (Average 99%)
 - 85% were crossmatch positive
 - 70% were retransplanted
- Donor Specific Antibody (DSA) levels rapidly decreased and all crossmatches were converted to negative, thus enabling transplantation in all patients
- At study completion, all patients alive and graft survival at 94% six months post transplantation



Study design of our four Phase 2 trials

Study 02 Phase 2	Subjects	8 patients 
	Design	Single-center, single-arm, open-label
	Main objective	Efficacy defined as Imlifidase dosing scheme resulting in HLA antibody levels acceptable for transplantation, within 24 hours
Study 03 Phase 2	Subjects	10 patients 
	Design	Single-center, single-arm, open-label, no prior desensitization
	Main objective	Safety in the transplantation setting and efficacy defined as HLA antibody levels acceptable for transplantation
Study 04 Phase 2	Subjects	17 patients 
	Design	Investigator initiated, single-center, single-arm, open-label. All patients had prior desensitization with IVIG and/or PLEX
	Main objective	Safety in combination with Cedars Sinai's "standard protocol" for desensitization of highly sensitized patient
Study 06 Phase 2	Subjects	18 patients   
	Design	Multicenter, multinational, single-arm, open-label
	Main objective	Efficacy in creating a negative crossmatch test

3-year follow up demonstrate graft survival of 84% after imlifidase treatment and transplantation

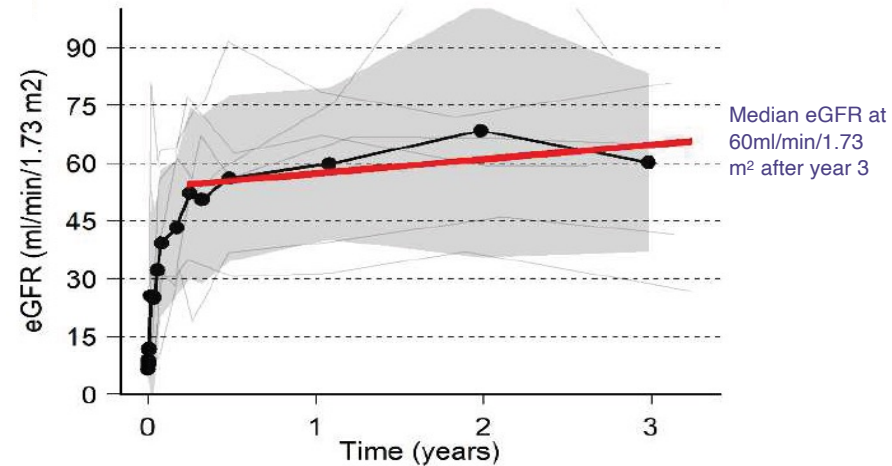
Data accepted for publication in the American Journal of Transplantation¹ [Link AJT article](#)

30 patients participating in follow-up study at year three

AMR frequency in line with other desensitization protocols

- Three-year follow-up data shows graft survival of 84% after imlifidase treatment and transplantation and a mean eGFR of 55 mL/min/1.73 m² (61 mL/min/m² for those without AMR)
- For a subgroup of patients (n=13) with cPRA of $\geq 99.9\%$ graft survival was 92% and improved kidney function for patients with a mean eGFR at 60mL/min/1.73 m² after year three
- 38% of the patients experienced active antibody mediated rejection episodes (AMR) within the first six months, which compares with 25-60% of patients in the literature for highly sensitized patients²
- Only two AMR episodes were reported beyond the first 6 months. All AMRs were treated with standard therapies and no graft losses were attributed to AMR
- Patient survival 90% (three deaths unrelated to imlifidase)
- Long-term safety profile indicates no increase in the rates of infection or malignancy
- Next milestone expected in 2023 on the 5-year follow-up data

Improved kidney function for patients with cPRA $\geq 99.9\%$



¹ American Journal of Transplantation - Outcomes at 3 years post-transplant in imlifidase-desensitized kidney transplant patients (AJT16754)

Link to AJT article <https://onlinelibrary.wiley.com/doi/epdf/10.1111/ajt.16754>

² Vo et al. 2013; Colvin 2007; Gloor et al. 2008; Haas et al. 2014; Jordan et al. 2010; Lefaucheur et al. 2010; Solez et al. 2007; Riella et al. 2014)

U.S. ConfideS study: First patient enrolled Dec'21; BLA submission expected H1 2024

U.S. trial design

64 highly sensitized kidney patients with the highest unmet medical need

- Patients with a cPRA score of $\geq 99.9\%$ will be enrolled
- First patients enrolled at Columbia University, NYC
- Patient enrollment on track for completion second half 2022 with 16 patients enrolled at nine sites as per April 20, 2022.

1:1 Randomization

- When a donor organ becomes available and a positive crossmatch with the intended recipient indicates that the organ is not compatible, the patient will be randomized to either imlifidase or to a control arm, where patients either remain waitlisted for a match or receive experimental desensitization treatment*

Primary endpoint

- Mean estimated glomerular filtration rate (eGFR) "kidney function" at 12 months.
- For randomized patients who do not undergo transplantation, lose their graft or die before 12 months, eGFR will be set to zero, consistent with kidney failure

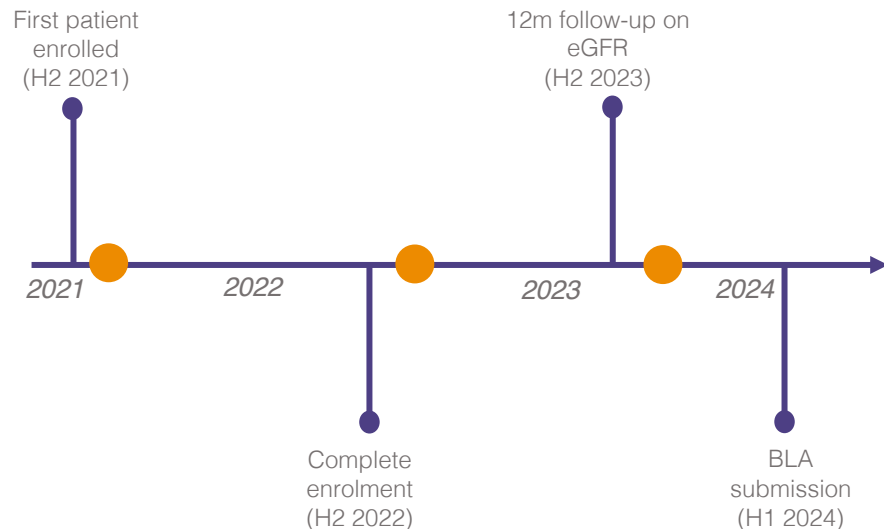
Secondary endpoint

- Patient survival at 12 months

12-15 leading transplantation centers in the U.S. will be engaged in the study

- Robert A. Montgomery, M.D. Professor of Surgery and Director, NYU Langone Transplant Institute, NYC is appointed to be the principal investigator

Timeline



*Experimental desensitization treatment can include any combination of plasma exchange (PLEX), intravenous IVIg, anti-CD20 antibody, and eculizumab. Link to the full protocol at [ClinicalTrials.gov](https://clinicaltrials.gov)

Study to assess imlifidase in combination to optimize patient outcome

in highly sensitized patients with donor specific antibodies (DSA) rebound and antibody mediated kidney transplant rejection

Trial design (ClinicalTrials.gov ID: NCT05049850)

The study is designed to assess if imlifidase in combination with bortezomib¹, belatacept², rituximab³ and IVIg⁴ can suppress donor specific antibodies (DSA) and the occurrence of antibody-mediated rejection (AMR) in transplant patients with a positive crossmatch towards their living donor.

Open label, single arm study

- Imlifidase is administered within the 24-hour prior to a living donor transplantation

Primary endpoint

- Proportion of patients with DSA rebound (up to 3 months after transplantation)
- Rebound of DSA may cause AMR and is thus a risk for graft loss

Secondary endpoint

- Proportion of patients with AMR (up to 6 months after transplantation)

The study will be run at the NYU Langone Transplant Institute and is expected to commence in 2022

¹ bortezomib, a proteasome inhibitor which has activity against mature plasma cells, the source of DSA

² belatacept, a fusion protein which is crucial in blocking T-cell co-stimulation and which is effective in reducing de novo DSA generation in humans

³ rituximab, an anti-CD20 monoclonal antibody that targets B-cells and which is an immunomodulatory agent

⁴ intravenous immunoglobulin (IVIg) which is commonly used in desensitization regimens and for the treatment of AMR

Link to the full protocol at [ClinicalTrials.gov](https://clinicaltrials.gov)



Study 01 Phase 1

The 01 study results

Data showed complete removal of IgG and a good tolerability profile

Efficacy

- ✓ Rapid degradation of IgG in serum in subjects dosed with 0.12 and 0.24 mg/kg imlifidase. Imlifidase had full effect within 6 hours. The entire IgG pool was converted into $F(ab')_2$ and Fc-fragments. Maximal effect was accomplished 2-6 hours after dosing.

Safety

- ✓ Newly synthesized intact IgG was clearly detectable in all subjects after 1-2 weeks after dosing. After 3 weeks the level of intact IgG constituted the main IgG fraction in serum

CLINICALTRIALS.GOV ID

NCT01802697 (2013/2014)

SUBJECTS

29 (20 active plus 9 placebo) healthy subjects (Sweden)

DOSES/FOLLOW UP TIME

The starting dose was 0.01 mg/kg BW and the highest dose group received 0.24 mg/kg BW

MAIN OBJECTIVES

- The objectives were to assess safety, efficacy in IgG cleavage, pharmacokinetics and immunogenicity of imlifidase following intravenous administration

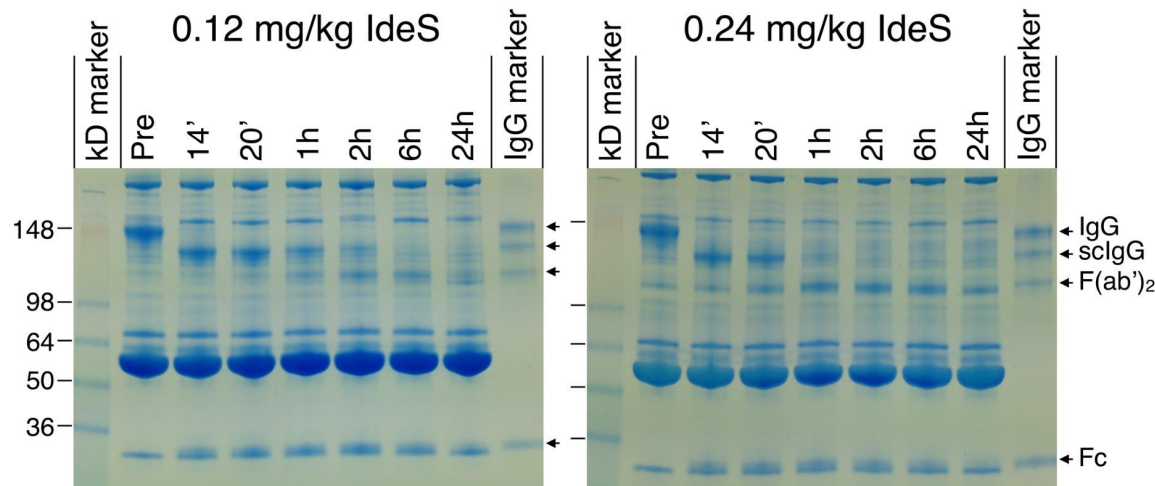
STUDY DESIGN

- Randomized placebo-controlled dose-escalation study with 29 (20 active plus 9 placebo) healthy subjects

STATUS

Completed

- The 01 study showed that Imlifidase was considered safe to use



Study 02 Phase 2

CLINICALTRIALS.GOV ID

NCT02224820

SUBJECTS

8 Patients with chronic kidney disease
(Sweden)

DOSES/FOLLOW UP TIME

0.12 & 0.25 mg/kg BW given once or
twice within 48 hours

MAIN OBJECTIVES

- Efficacy defined as Imlifidase dosing scheme resulting in HLA antibody levels acceptable for transplantation, within 24 hours from dosing
- Safety

STUDY DESIGN

- Single-center, Single arm with ascending doses, open-label
- Transplantation not part of protocol

STATUS

Completed

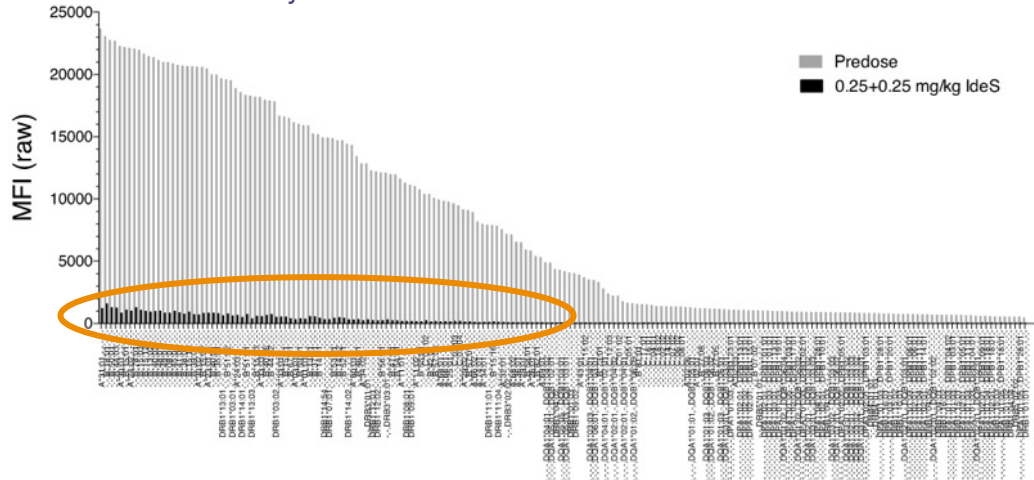
- Primary efficacy endpoint reached
- Safe and well tolerated

The 02 study results

Data showed that 1-2 doses of imlifidase at 0.25 mg/kg BW resulted in HLA antibody levels acceptable for transplantation¹

- ✓ Imlifidase is well tolerated in patients with chronic kidney disease
- ✓ Efficacy results strongly support further development in the patient population
- ✓ The first HLA-incompatible transplantation ever after desensitization with imlifidase was performed in one of these patients (2014)

HLA-antibody levels before and after 6 hours treatment with imlifidase



¹ Lorant et al (2018) American Journal of Transplantation (2018)

Study 03 Phase 2

The 03 study proved safety and efficacy

HLA antibodies at acceptable levels; enabling transplantation in all patients

CLINICALTRIALS.GOV ID

NCT02475551

SUBJECTS

10 Patients (Sweden)

DOSES/FOLLOW UP TIME

0.25 and 0.50 mg/kg during 180 days

MAIN OBJECTIVES

- Safety in the transplantation setting
- Efficacy defined as HLA antibody levels acceptable for transplantation

STUDY DESIGN

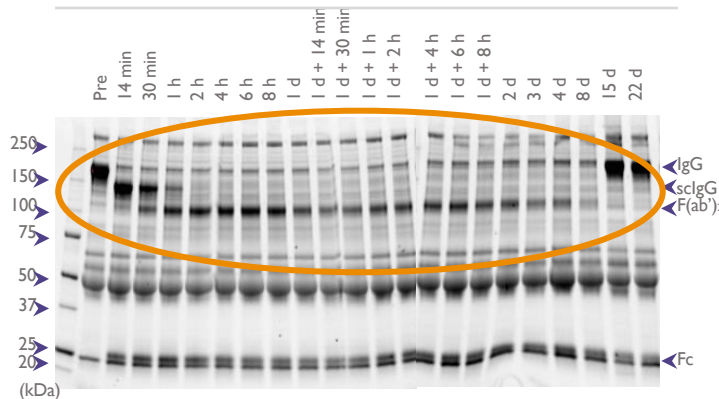
- Single-center, single-arm, open-label, no prior desensitization
- Similar design as 13-HMedIdeS-02 but transplantation part of protocol
- In deceased and living donors

STATUS

Completed

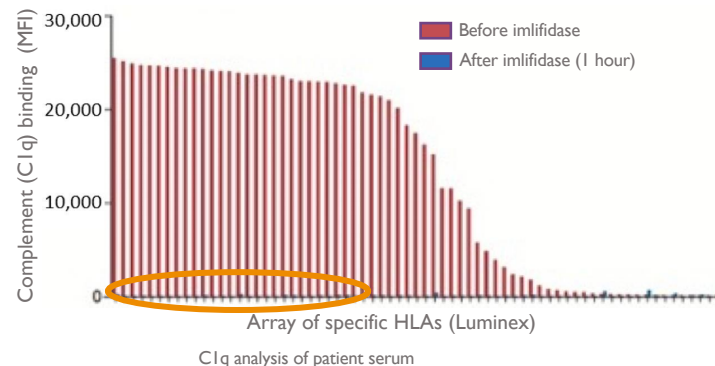
- Proved safety and efficacy with HLA antibodies at acceptable levels; enabling transplantation in all patients

Analysis of IgG in patient serum before and after imlifidase treatment

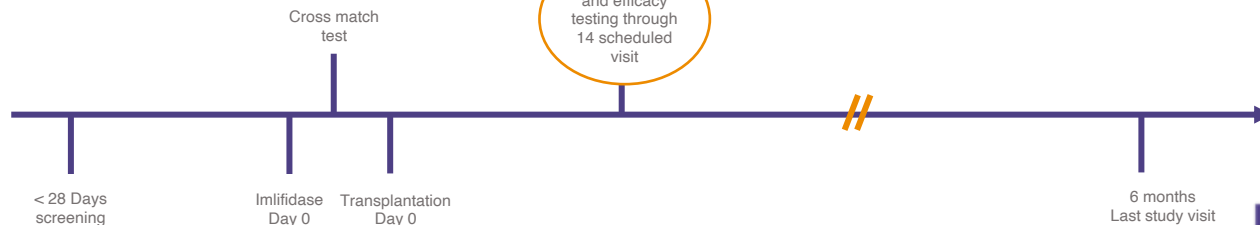


SDS-PAGE analysis of patient serum

Analysis of complement binding HLA antibodies before and after imlifidase



Protocol

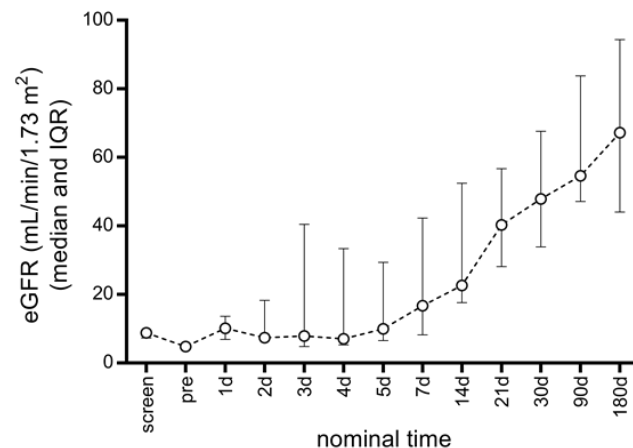


Study 04 Phase 2

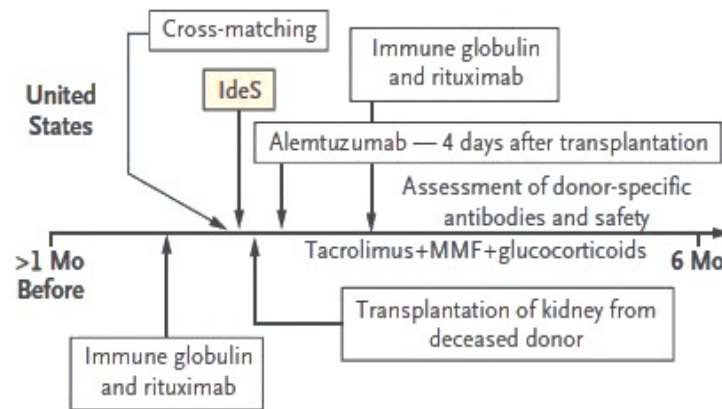
The 04 study results

Study proved safety and efficacy with Cedar Sinai's standard protocol (rituximab and IVIg)

Graft function (eGFR) post six months



Cedar's desensitization protocol in combination with imlifidase



CLINICALTRIALS.GOV ID

NCT024226684

SUBJECTS

17 Patients (US)

DOSES/FOLLOW UP TIME

0.24 mg/kg 180 days

MAIN OBJECTIVES

- Safety in combination with Cedars Sinai's "standard protocol" for desensitization of highly sensitized patients
- Efficacy in preventing AMR

STUDY DESIGN

- Investigator initiated study
- Investigator sponsored IND
- Imlifidase to desensitize patients previously treated with rituximab and IVIg
- Deceased donors only

STATUS

Completed

Study 06 Phase 2

CLINICALTRIALS.GOV ID

NCT02790437

SUBJECTS

18 Patients (US+Sweden+France)
19 safety set, 18 efficacy set

DOSES/FOLLOW UP TIME

0.25 mg/kg 180 days

MAIN OBJECTIVES

- Efficacy in creating a negative crossmatch test

STUDY DESIGN

- Multicenter, multinational, single-arm, open-label Included patients who may have had prior unsuccessful desensitization or patients in whom it was unlikely to be effective

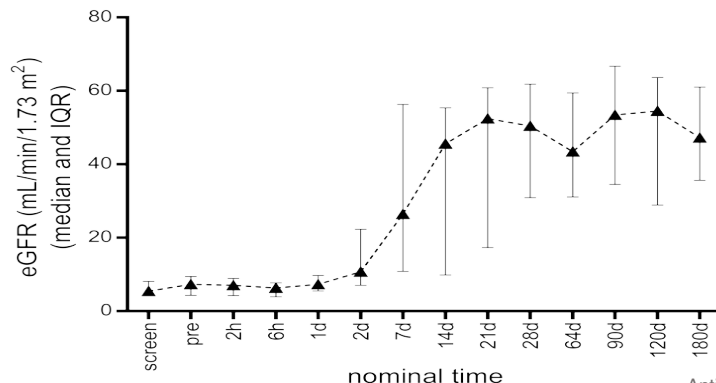
STATUS

Completed

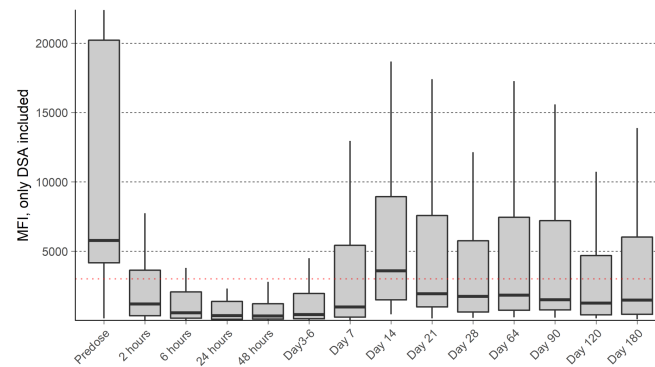
The 06 study results

Study showed proved safety and efficacy in making highly sensitized patients eligible for kidney transplantation

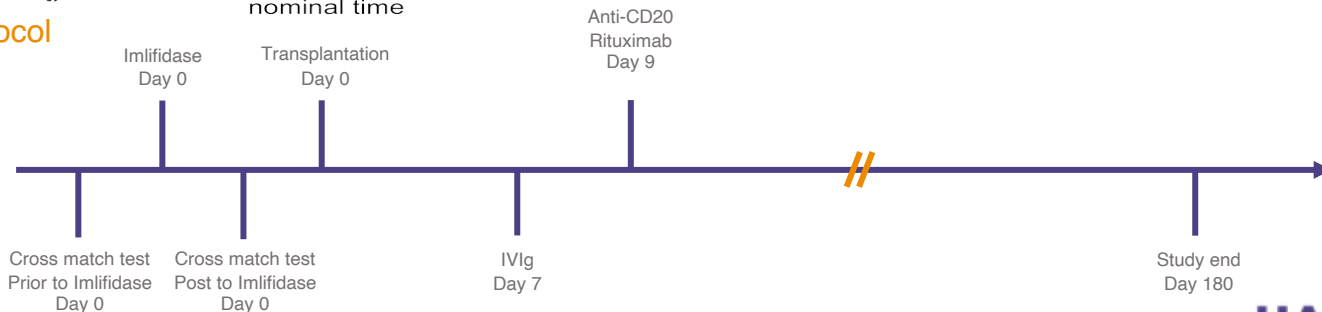
Graft function (eGFR) post imlifidase



DSA level pre-dose and post imlifidase









Protocol



Jordan SC, et al. (2019).

Results from the international phase II study on the safety and efficacy of imlifidase in highly-sensitized kidney transplant patients. Abstract presented at ATC.

Completed studies with imlifidase in transplantation

STUDY	SUBJECTS/ COUNTRY	STUDY DESIGN	PRIMARY ENDPOINT	SECONDARY ENDPOINTS	STATUS/ PUBLICATION
Study 01 Phase 1	29 subjects 	<ul style="list-style-type: none"> Randomized placebo-controlled dose-escalation study with 29 (20 active plus 9 placebo) healthy subjects 	<ul style="list-style-type: none"> Safety and tolerability 	<ul style="list-style-type: none"> Efficacy in IgG cleavage, the pharmacokinetics (PK) and immunogenicity of imlifidase 	Complete PLOS ONE (2015) ¹
Study 02 Phase 2	8 subjects 	<ul style="list-style-type: none"> Single-center, single-arm, open-label 	<ul style="list-style-type: none"> Dosing resulting in HLA-antibody reduction (MFI<1100) 	<ul style="list-style-type: none"> Efficacy: HLA antibody reduction acceptable for transplantation (MFI <1100 as measured in SAB assay) 	Complete Lorant et al (2018) American Journal of Transplantation ²
Study 03 Phase 2	10 subjects 	<ul style="list-style-type: none"> Single-center, single-arm, open-label No prior desensitization 	<ul style="list-style-type: none"> Safety: AEs, clinical laboratory tests, vital signs, ECGs 	<ul style="list-style-type: none"> Efficacy: HLA antibody reduction acceptable for transplantation (MFI <1100 as measured in SAB assay) 	Complete The New England Journal of Medicine (2017) ³
Study 04 Phase 2	17 subjects 	<ul style="list-style-type: none"> Investigator initiated study, Single-center, single-arm, open-label All patients had prior desensitization with IVIG and/or plasmapheresis 	<ul style="list-style-type: none"> Assessment of efficacy in eliminating DSAs in DSA and flow cytometry positive, highly sensitized patients Assessment of safety Assessment of efficacy/kidney function 	<ul style="list-style-type: none"> Serum creatinine (0-6 months) Proteinuria (0-6 months) DSA at multiple timepoints posttransplant (day 0, D30, D90, D180) 	Complete The New England Journal of Medicine (2017) ³
Study 06 "Highdes" Phase 2	18 subjects 	<ul style="list-style-type: none"> Multicenter, multinational, single-arm, open-label Included pts who may have had prior unsuccessful desensitization or pts in whom it was unlikely to be effective 	<ul style="list-style-type: none"> Crossmatch conversion in DSA+ patients who have a positive XM test to their available LD or DD 	<ul style="list-style-type: none"> DSA reduction at multiple timepoints (2, 6, 24, 48 h after imlifidase) Time to create negative CDC XM test and/or flow cytometry (FACS) XM test Safety 	Complete Annals of Surgery (Lonze et al, only New York patients) Montgomery et al ATC abstract (2019) ⁴
Long-term follow-up study	Up to 46 subjects 	<ul style="list-style-type: none"> A prospective, observational long-term follow-up study of patients treated with imlifidase prior to kidney transplantation 	<ul style="list-style-type: none"> Long-term graft survival in patients who have undergone kidney transplantation after imlifidase administration 	<ul style="list-style-type: none"> Patient survival, kidney function, comorbidity, treatments and QoL Safety DSA Immunogenicity 	Ongoing

¹ Winstedt et al., "Complete Removal of Extracellular IgG Antibodies in a Randomized Dose Escalation Phase I Study with the Bacterial Enzyme IdeS – A Novel Therapeutic Opportunity", PLOS ONE 2015, 10(7)

² Lorant et al., "Safety, immunogenicity, pharmacokinetics and efficacy of degradation of anti-HLA antibodies by IdeS (imlifidase) in chronic kidney disease patients" Am J Transplant. 2018 Nov;18(11):2752-2762

³ Jordan et al., "IgG Endopeptidase in Highly Sensitized Patients Undergoing Kidney Transplantation", N Engl J Med 2017;377:442-53.

⁴ Montgomery et al., "Safety And Efficacy Of Imlifidase In Highly-sensitized Kidney Transplant Patients: Results From A Phase 2 Study" ATC Abstract, 2019

Medical Advisory Board in kidney transplantation



Professor Stanley Jordan

(Chairman) M.D., Ph.D., Director of Kidney Transplantation and Transplant Immunology, Kidney and Pancreas Transplant Center and Director of Division of Pediatric and Adult Nephrology, Cedars-Sinai Medical Center, Los Angeles, California



Professor Robert Montgomery

M.D., Ph.D., FACS, Director at NYU Langone Transplant Institute, New York, NY, USA



Professor Christophe Legendre

M.D., Ph.D. Professor at Paris Descartes University and Head of the Adult Nephrology and Transplantation unit at Necker Hospital in Paris.

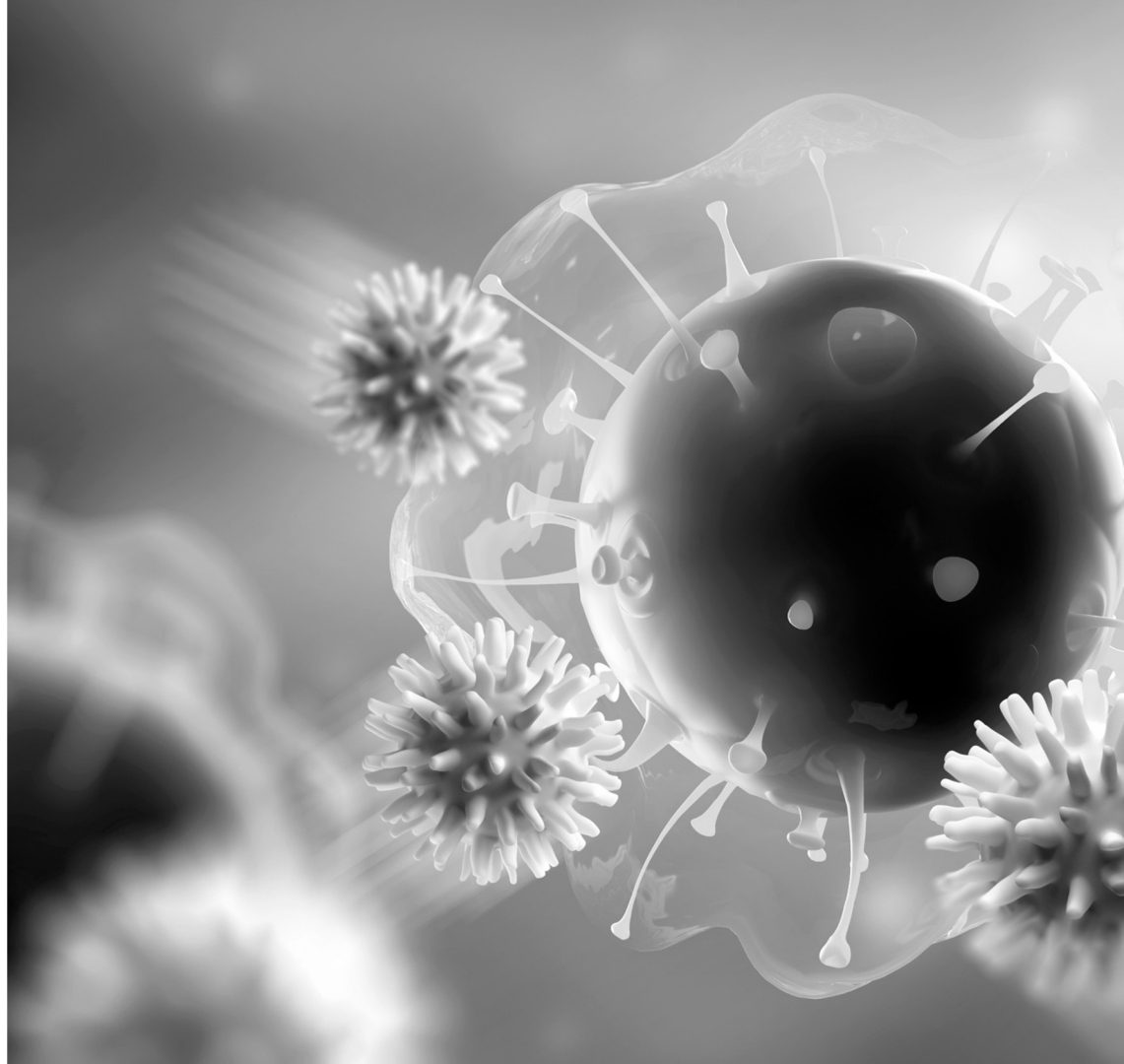


Professor Kathryn Wood

Ph.D. Fellow of the Academy of Medical Sciences, Professor of Immunology in the Nuffield Department of Surgical Sciences, University of Oxford, England, runs the Transplantation Research Immunology Group



Our antibody cleaving enzyme technology



Broad clinical pipeline in transplantation and auto-immune diseases

Candidate/ Program	Indication	Research/ Preclinical	Phase 1	Phase 2	Phase 3	Marketing Authorization	Marketed	Next Anticipated Milestone
Imlifidase	EU: Kidney transplantation in highly sensitized patients ^{1,2}						*)	EU: Additional agreements around reimbursement from H2'21
	US: Kidney transplantation in highly sensitized patients ^{1,2}							Completion of enrollment (64 patients) H2'22
	Anti-GBM antibody disease ³							Pivotal Phase 3 study expected to commence in 2022 (50 patients)
	Antibody mediated kidney transplant rejection (AMR)							Completion of enrollment (30 patients) H1 2022
	Guillain-Barré syndrome (GBS)							Completion of enrollment (30 patients) H2 2022
	Pre-treatment ahead of gene therapy in Limb-Girdle (Partnered with Sarepta)							Preclinical phase
	Pre-treatment ahead of gene therapy in Duchenne (Partnered with Sarepta)							Preclinical phase
	Pre-treatment ahead of gene therapy in Pompe disease (Partnered with AskBio)							Preclinical phase
NiceR	Recurring treatment in autoimmune disease, transplantation and oncology							Completion of GLP toxicology studies in 2022
EnzE	Cancer immunotherapy							Research phase

¹ Results from the Phase 1 study have been published, Winstedt et al. (2015) PLOS ONE 10(7)

² Lorant et al American Journal of Transplantation and 03+04 studies (Jordan et al New England Journal of Medicine)

³ Investigator-initiated study by Mårten Segelmark, Professor at the universities in Linköping and Lund

*) The EU Commission has granted conditional approval for imlifidase in highly sensitized kidney transplant patients. A post-approval study will commence in parallel with the launch

Completed

Ongoing

Planned

Conditional approval based on Phase 2 data

Continuous progress in our ongoing clinical Programs

Enrollment status
April 20, 2022

Antibody Mediated Rejection Phase 2 study

- 28/30 patients enrolled in the AMR phase 2 study
- Completion of enrollment expected H1 2022*
- First data read out expected in H2 2022*



- Patients enrolled
- Patients remaining

Guillain-Barré Syndrome Phase 2 study

- 16/30 patients enrolled in the GBS phase 2 study
- Enrollment rate has been affected by the COVID-19 pandemic. Significant initiatives are implemented to support the completion of enrollment incl. simplification of the protocol, addition of two new sites and supporting hiring of staff at the clinics
- Completion of enrollment expected in H2 2022*
- First data read out expected in H1 2023



- Patients enrolled
- Patients remaining

Enrollment status
April 20, 2022

Anti-GBM Phase 3 study

- U.S. FDA has accepted Hansa's Investigational New Drug (IND) application to proceed with a Phase 3 study
- The planned study will commence this year* targeting 50 patients across the U.S. and Europe



- Patients enrolled
- Patients remaining

U.S. ConfldeS Phase 3 study

- Randomized, controlled trial in highly sensitized kidney transplant patients across 12-15 centers
- 16/64 patients enrolled for randomization
 - Nine centers are active and open for recruitment
 - Completion of enrollment expected H2 2022*



- Patients enrolled
- Patients remaining

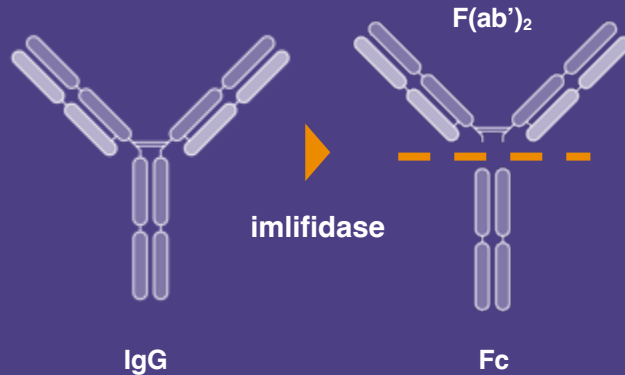
**Guidance assumes no further escalation of the COVID-19 pandemic potentially forcing trial centers to reprioritize patient recruitment or even shut down again.*

Imlifidase mode of action

Novel approach to effectively eliminate pathogenic IgG

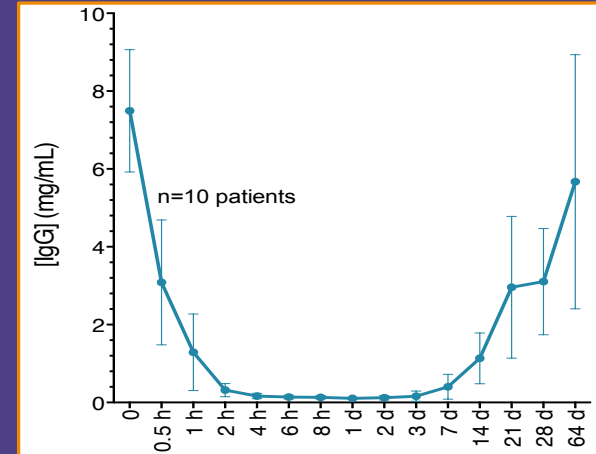
Proven mechanism of action

- Interacts with Fc-part of IgG with extremely high specificity
- Cleaves IgG at the hinge region, generating one F(ab')₂ fragment and one homo-dimeric Fc-fragment



Inactivation of IgG in human serum

- Rapid onset of action that takes down IgG below detectable level in 2-6 hours post 15 min infusion
- IgG antibody-free window for approximately one week



Our unique antibody cleaving enzyme technology may have relevance across a range of indications

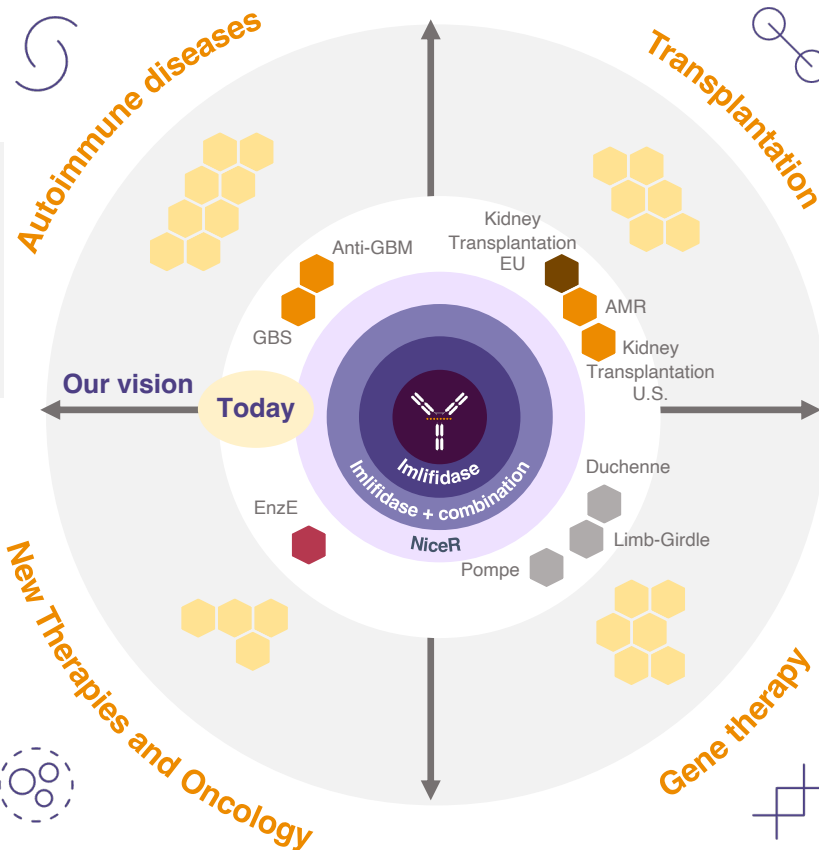
Targeting rare IgG mediated diseases

Anti-GBM paves the way for development in other autoimmune diseases

- Rapidly progressive glomerulonephritis
- Neurological disorders
- Skin and blood disorders

IgG-cleaving enzymes to enable or even potentiate cancer therapy

- Allogeneic stem cell (bone marrow) transplantation (HSCT)
- Enzyme-based antibody Enhancement (EnzE)



Expanding our commercial franchises

- Regulatory approval (conditional)
- Clinical development
- Partnership (preclinical development)
- Preclinical development
- Potential indications (currently not pursued)

Shaping a new standard for desensitization will help enable new indications in transplantations

- Antibody mediated rejection (AMR) in kidney transplantation
- Other transplantation types

Exploring opportunities in gene therapy

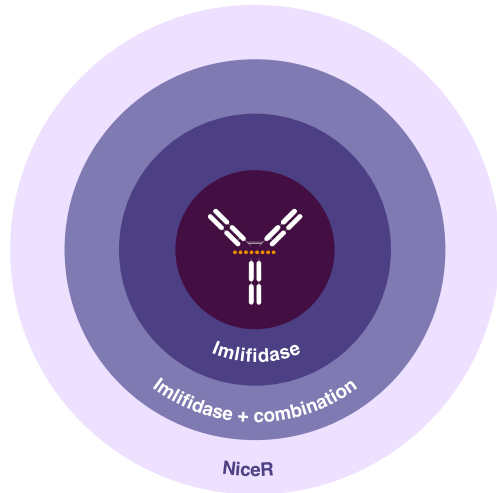
- Encouraging preclinical data published in Nature
- Validation through collaborations with Sarepta and AskBio
- Wide indication landscape beyond

The technology platform is the primary basis for achieving our vision

Targeting rare IgG mediated diseases and conditions

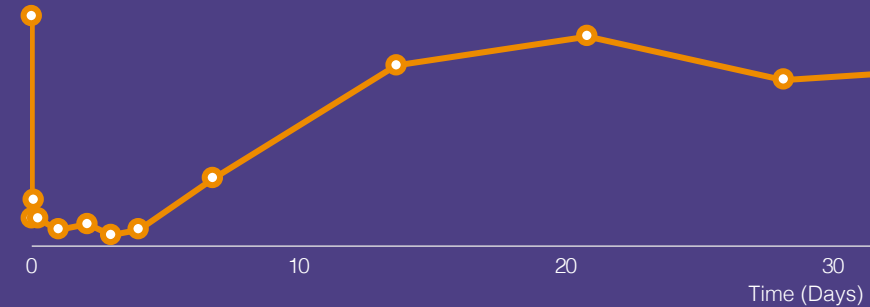
Key opportunities:

- Expanding into **new indications**
- Reduce immune response to IgG-cleaving enzyme, i.e. allow **repeated treatment**
- **Combination therapy**, i.e. induction and maintenance therapy



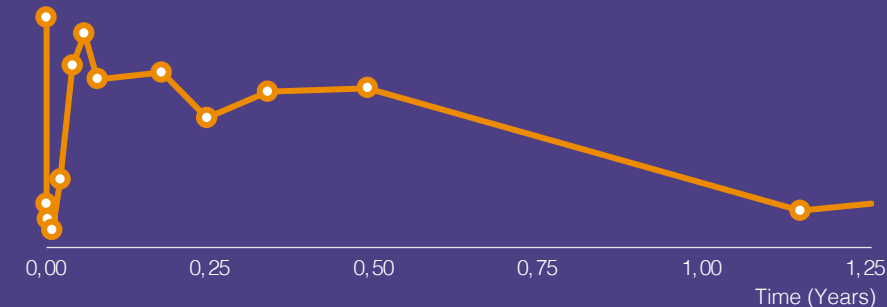
IgG levels after imlifidase treatment in humans – First 30 days

IgG



IgG levels after imlifidase treatment in humans – 1 year and beyond

IgG

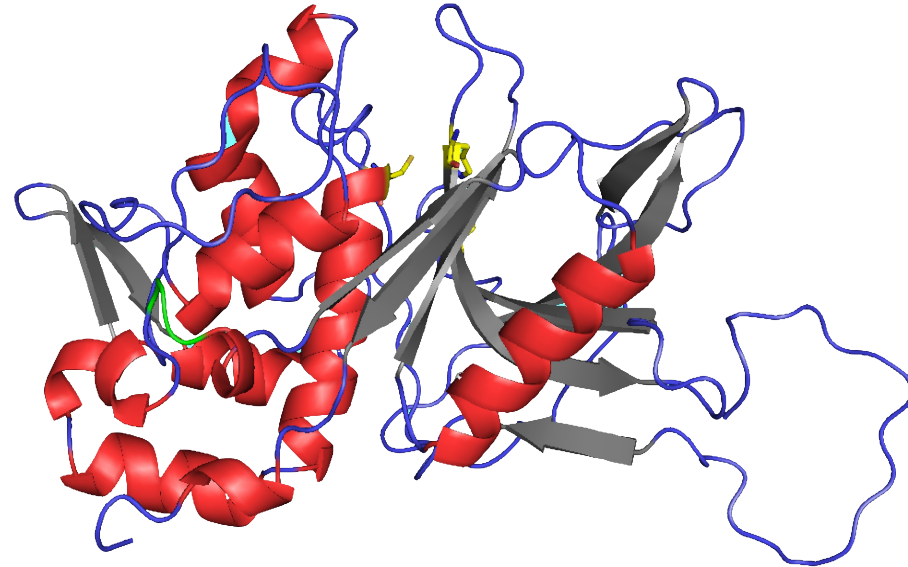


Our IgG antibody-cleaving enzyme, imlifidase

Origins from *Streptococcus pyogenes*

- Cysteine protease derived from an Immunoglobulin G (IgG)-degrading enzyme of *Streptococcus pyogenes*
- Contains only one cysteine - no disulfide bridges
- Monomeric protein with a molecular mass of 35 Kilo Dalton
- Isoelectric point of 6.1
- The coding gene for imlifidase is cloned and expressed in *Escherichia coli*

Imlifidase consists of 311 amino acids



Imlifidase is a lyophilized product formulation

Shelf life of 18 months at 2-8° Celsius storage

Imlifidase will be infused in 15 minutes

- The product for commercial supply will be a lyophilized (cold chain) powder concentrate (11 mg solution) for infusion currently with a claimed shelf life of 18 months at 2-8°C storage. Ongoing stability studies indicate a shelf life of at least 24 months.
- Each vial is filled with 1.2 mL of a 10 mg/mL solution before freeze drying (=12 mg). Extractable volume after reconstitution with 1.2 mL sterile water is 1.1 mL of 10 mg/mL solution - resulting in 11 mg product
- The protein concentration, 10 mg/mL, has desirable characteristics with respect to not form aggregates
- Continuous stability programs ongoing to study changes in protein characteristics and performance.
- Imlifidase dose is clinically set to 0.25 mg/kg bodyweight (11 mg / 0.25 mg/kg = 44 kg (BW) / vial content) 2R vial size is suitable for the content



Supply Chain

Imlifidase in kidney transplantation



Drug Development



Drug substance
Manufacturer (API)



Logistics of bulk product
- handling of drug substance product



Final product
(packaging and labelling)



Distribution



Clinics and hospitals



Patients



Drug product manufacturer
(upscaling)



Manufacturing process

Hansa has close collaborations with highly experienced European based third party CMOs

Drug substance production process (API)

Northway Biotech



Fermentation/ harvesting

- Working Cell Bank
- Pre-Cultivation
- Main Cultivation
- Cell Harvest

Protein purification

- Cell Disruption
- Protein Release

Protein purification cont.

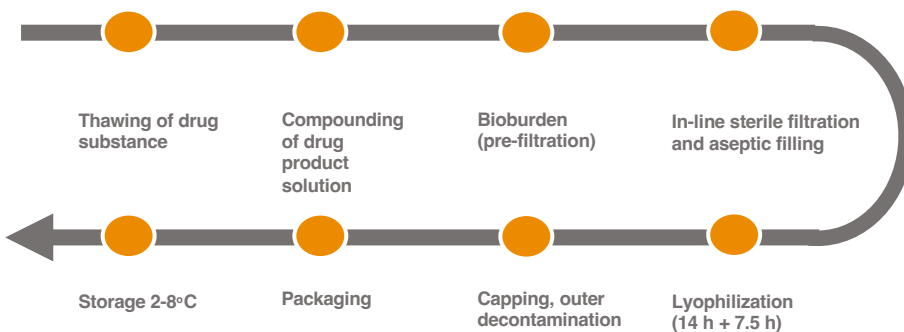
- Ion Exchange Chromatography
- Ceramic Hydroxy Apatite Chromatography
- Hydrophobic Interaction Chromatography
- Ultrafiltration/ Diafiltration

Filling

- Formulation, filtration, filling and storage (-80°C)

Drug product production process (upscaling)

Baxter



Thawing of drug substance

Compounding of drug product solution

Bioburden (pre-filtration)

In-line sterile filtration and aseptic filling

Storage 2-8°C

Packaging

Capping, outer decontamination

Lyophilization (14 h + 7.5 h)



Facts

- Based in Vilnius, Lithuania
- Start-up Year: 2004
- Capacity: 300 L fermentor (1000 L fermentor in 2020)
- Certifications: GMP compliance, Manufacturing authorization license
- Inspections: National regulatory agency (EU), EU/US customer inspections, FDA mock inspection



Facts

- Based in Halle/Westfalen Germany
- Start-up Year: 2001 (contract manufacturing)
- Capacity: 6-35 L drug product solution per batch (5,000-30,000 vials)
- Certifications: GMP compliance, Manufacturing authorization license
- Inspections: National regulatory agency (EU), FDA, EU/US customer inspections



Clinical development programs



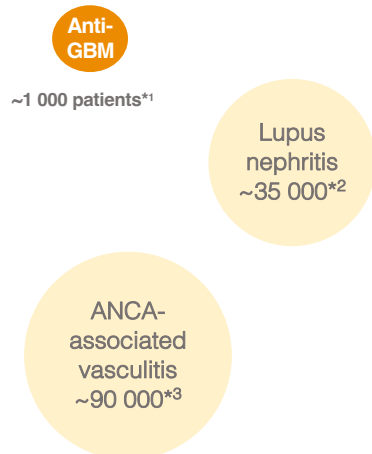
Hansa's antibody cleaving enzyme technology

may have relevance in several autoimmune diseases where IgG plays an important role in the pathogenesis


- Clinical programs
- Potential autoimmune indications (currently not pursued)

*Total disease populations in EU & US, based on prevalence and population data

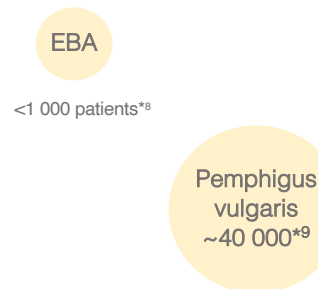
Rapidly progressive glomerulonephritis



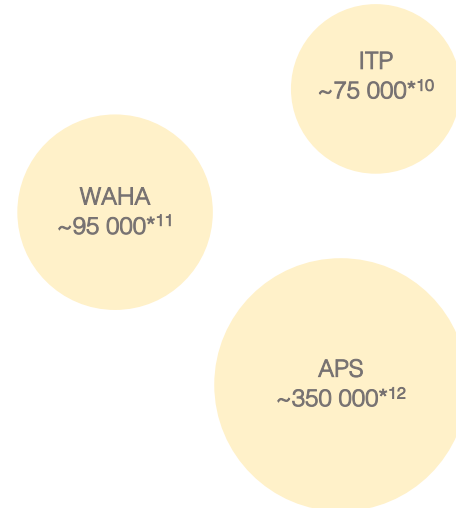
Neurological disorders



Skin disorders



Blood disorders



CIDP: Chronic inflammatory demyelinating polyradiculoneuropathy
NMO: Neuromyelitis optica
EBA: Epidermolysis bullosa acquisita
ITP: Immune thrombocytopenia
WAHA: Warm antibody hemolytic anemia
APS: Antiphospholipid syndrome

¹DeVrieze, B.W. and Hurley, J.A. *Goodpasture Syndrome*. StatPearls Publishing, Jan 2021. <https://www.ncbi.nlm.nih.gov/books/NBK459291/> [accessed 2021-03-29]

²Patel, M. et al. *The Prevalence and Incidence of Biopsy-Proven Lupus Nephritis in the UK*. Arthritis & Rheumatism, 2006.

³Berti A, Cornec D, Crowson CS, Specks U, Matteson EL. *The Epidemiology of ANCA Associated Vasculitis in the U.S.: A 20 Year Population Based Study*. Arthritis Rheumatol. 2017;69.

⁴Myasthenia Gravis. National Organization for Rare Disorders. <https://rarediseases.org/rare-diseases/myasthenia-gravis/> [accessed 2021-03-29]

⁵Guillain-Barré syndrome. Orpha.net. https://www.orpha.net/consor/cgi-bin/OC_Exp.php?lng=GB&Expert=2103 [accessed 2021-03-29]

⁶Chronic Inflammatory Demyelinating Polyneuropathy: Considerations for Diagnosis, Management, and Population Health. The American Journal of Managed Care. <https://www.ajmc.com/view/chronic-inflammatory-demyelinating-polyneuropathy-considerations-for-diagnosis-management-and-population-health> [accessed 2021-03-29]

⁷Marrie, R.A. *The Incidence and Prevalence of Neuromyelitis Optica*. International Journal of MS Care, 2013 Fall: 113-118

⁸Mehren, C.R. and Gniadecki, R. *Epidermolysis bullosa acquisita: current diagnosis and therapy*. Dermatol Reports, 2011;10-05

⁹Vertenteil, S. et al. *Prevalence Estimates for Pemphigus in the United States*. JAMA Dermatol, May 2019: 627-629.

¹⁰Immune Thrombocytopenia. National Organization for Rare Disorders. <https://rarediseases.org/rare-diseases/immune-thrombocytopenia/> [accessed 2021-03-29]

¹¹Warm Autoimmune Hemolytic Anemia. National Organization for Rare Disorders. <https://rarediseases.org/rare-diseases/warm-autoimmune-hemolytic-anemia/> [accessed 2021-03-29]

¹²Litvinova, E. et al. *Prevalence and Significance of Non-conventional Antiphospholipid Antibodies in Patients With Clinical APS Criteria*. Frontiers in Immunology, 2018;12-14.

Anti-GBM, a rare acute autoimmune disease

Positive read-out from phase 2 study with 2/3 of anti-GBM patients achieving dialysis independence six months after treatment

Anti-GBM

- Indication: Antibodies are directed against an antigen intrinsic to the glomerular basement membrane (GBM) causing acute injury of kidney and/or lung
- Anti-GBM affects 1.6 in a million people annually with majority of patients losing their kidney function^{1,2}, requiring chronic dialysis and kidney transplantation
- Phase 2 study concluded that imlifidase leads to rapid clearance of anti-GBM antibodies, with two-thirds of patients achieving dialysis independence six months after treatment
- U.S. FDA has accepted Hansa's Investigational New Drug (IND) application to proceed with a Phase 3 study of imlifidase in 50 anti-GBM patients across U.S. and EU.
- First patient expected to be enrolled in 2022
- Our Anti-GBM program obtained Orphan Drug designation from both FDA and European Commission in 2018



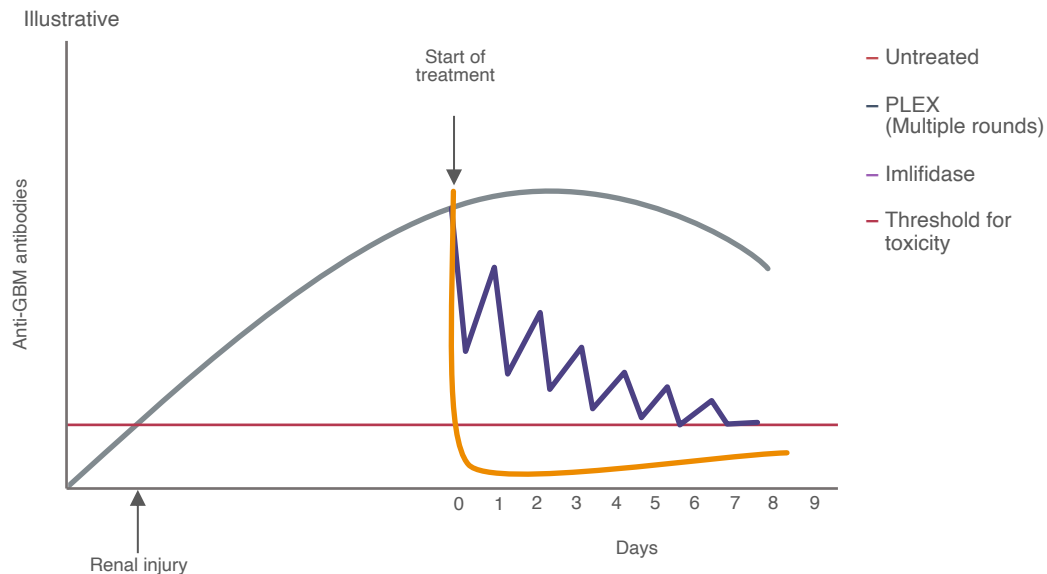
Anti-GBM Phase 2

Imlifidase in Anti-GBM

The idea is that imlifidase in anti-GBM patients may cleave IgG bound to the GBM within a few hours and prevent further renal damage

Today only a fraction of the total IgG antibodies are removed with plasma exchange and IgG in the interstitial tissue and bound to the GBM remains

Potential of using imlifidase vs. PLEX in anti-GBM



CLINICALTRIALS.GOV ID

NCT03157037 (Since March 2017)

SUBJECTS

15 patients targeted. Patients will be monitored for six months
Recruitment at 15 clinics

DOSES/FOLLOW UP TIME

Dosage 0.25mg/kg 180 days follow up

MAIN OBJECTIVES

- Primary objective is to evaluate the safety and tolerability of imlifidase on background of standard of care, and assess efficacy based on renal function at six months after treatment

STUDY DESIGN

- Open label, multicenter, single arm Phase 2 study with adverse renal prognosis
- Investigator initiated study

STATUS

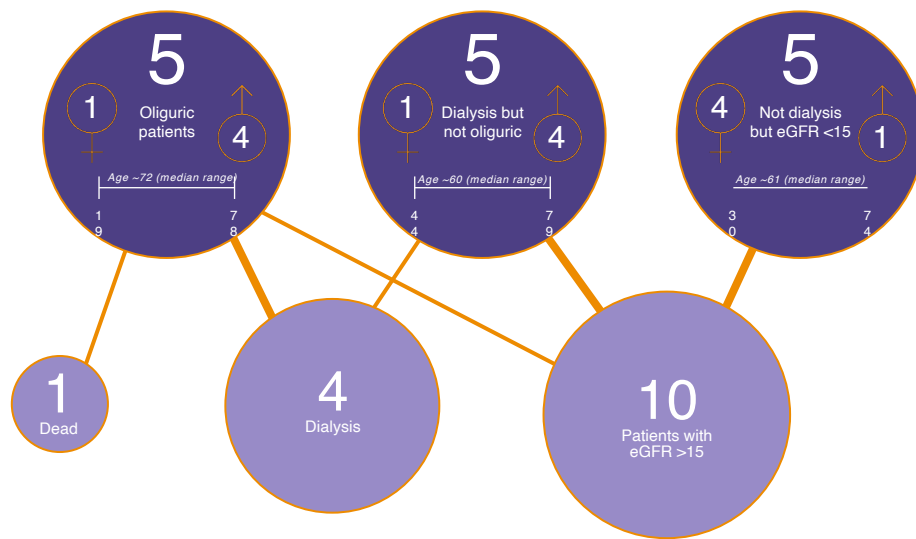
Plans to initiate a Phase 3 study of imlifidase to treat 50 anti-GBM patients (FPI 2022)

Results from Phase 2 study of imlifidase in anti-GBM disease published in Journal of American Society of Nephrology Nephrology (JASN)¹

U.S. FDA has accepted Hansa's Investigational New Drug (IND) application to proceed with a Phase 3 study of imlifidase in 50 patients across U.S. and EU with the first patient is expected to be enrolled in 2022

The JASN publication recognises the potential in deactivation of autoantibodies in autoimmune diseases

10 out of 15 patients were dialysis independent after six months; The anti-GBM data is significantly better than the historical cohort, where only 18% had functioning kidney



¹ Journal of the American Society of Nephrology [https://pubmed.ncbi.nlm.nih.gov/35260419/Segelmark et al. JASN \(2022\)](https://pubmed.ncbi.nlm.nih.gov/35260419/Segelmark%20et%20al.%20JASN%20(2022))

² McAdoo et al.: Patients double-seropositive for ANCA and anti-GBM antibodies have varied renal survival, frequency of relapse, and outcomes compared to single-seropositive patients. Kidney Int 92: 693-702, 2017

Guillain-Barré syndrome

GBS is an acute autoimmune attack on the peripheral nervous system

GBS can affect anyone at any age

- GBS is an acute autoimmune attack on the peripheral nervous system, which rapidly and progressively weakens extremities.
- Only parts of the patients fully recover from GBS, thus a high unmet medical need for new treatments; 40% lose strength and have pain while mortality is 3-7%
- Addressable population of ~10,000¹ per year in 7MM²
- Current Standard of Care is treatment with IVIG or PLEX
- The Phase 2 study is an open-label, single arm, multi-center study evaluating the safety, tolerability and efficacy of imlifidase in GBS patients in combination with standard of care intravenous immunoglobulin (IVIg)
- 16/30 patients enrolled. Ongoing recruitment of patients at 10 centers across France, UK and the Netherlands. Enrollment rate has been affected by the COVID-19 pandemic. Significant initiatives are implemented to support the completion of enrollment incl. simplification of the protocol, addition of two new sites and supporting hiring of staff at the clinics. Completion of enrollment expected in H2 2022* with a first data read-out in H1 2023
- In 2018, the FDA granted Orphan Drug Designation to imlifidase for the treatment of GBS

¹ McGrogan et al. Neuroepidemiology 2009;32(2):150-63.

² 7MM = Seven major markets – US, Germany, UK, France, Spain, Italy, and Japan



GBS Phase 2

New Phase 2 study initiated in GBS to evaluate safety, tolerability and efficacy of imlifidase in GBS patients

CLINICALTRIALS.GOV ID

NCT03943589 (2019)

SUBJECTS

30 patients targeted
Recruitment at ten clinics in Europe
(France, U.K. and the Netherlands)

DOSES/FOLLOW UP TIME

Dosage 0.25mg/kg follow up 180 days
and 12 months

MAIN OBJECTIVES

- safety and effectiveness of imlifidase in patients diagnosed with GBS

STUDY DESIGN

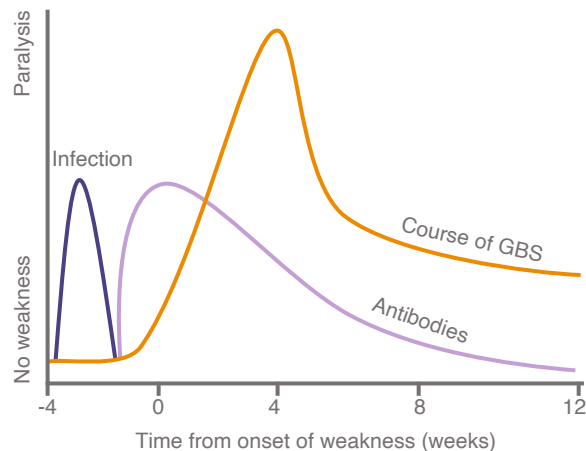
- Study is an open-label, single arm, multi-center trial evaluating safety, tolerability and efficacy of imlifidase, in combination with standard of care, IVIg, to treat GBS

STATUS

Ongoing recruitment

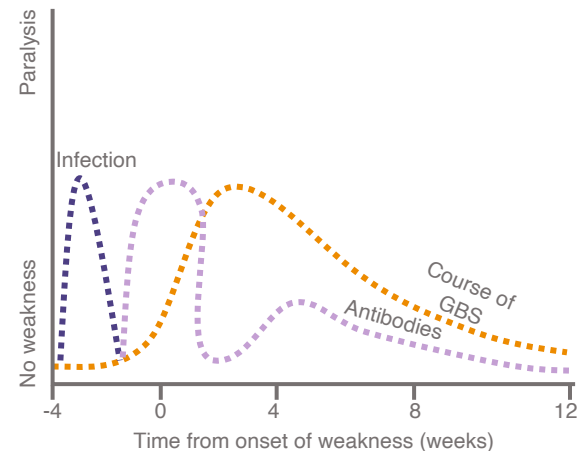
Today's Standard of Care IVIg or PLEX

Illustrative



Potential with imlifidase

Illustrative



Antibody Mediated Rejection

Long term graft survival is challenged
by AMR post transplantation

There is no approved treatment for AMR

- Active antibody mediated rejection after transplantation occurs in 5-7% of kidney transplants¹ annually⁴ and is a significant challenge to long term graft survival
- Today's standard of care include plasma exchange, and treatment with steroid and IVIg. AMR patients not treated successfully risk graft failure, dialysis and return to the waitlist
- The AMR Phase 2 study is a randomized, open-label, multi-center, active control study designed to evaluate the safety and efficacy of imlifidase in eliminating donor specific antibodies (DSAs) in the treatment of active episodes of acute AMR in kidney transplant patients.
- 28/30 patient treated with imlifidase in AMR. Ongoing recruitment of patients at 14 centers across the US, Europe and Australia.
- Completion of enrollment expected in H1 2022. Guidance assumes no further escalation or sustained negative impact of the COVID-19 pandemic potentially forcing trial centers to reprioritize patient recruitment or even shut down
- First data read out expected in H2 2022.

¹ Puttarajappa et al., Journal of Transplantation, 2012, Article ID 193724.

² Seven major markets – US, Germany, UK, France, Spain, Italy, and Japan



AMR Phase 2

Ongoing AMR Phase 2 study

New AMR Phase 2 study initiated to test imlifidase ability to reduce the amount of DSA in AMR patients post transplantation

CLINICALTRIALS.GOV ID

NCT03897205 (2019)

SUBJECTS

30 patients targeted (20 patients will be treated with imlifidase and 10 with Plasma exchange). Recruitment from 11 sites in the U.S., EU and Australia.

DOSES/FOLLOW UP TIME

1 dose of imlifidase (0.25 mg/kg) or 5-10 sessions of plasma exchange

MAIN OBJECTIVES

- Imlifidase ability to reduce the amount of DSA in comparison with plasma exchange in patients who have an active AMR post transplantation
- Ensure safety for patients

STUDY DESIGN

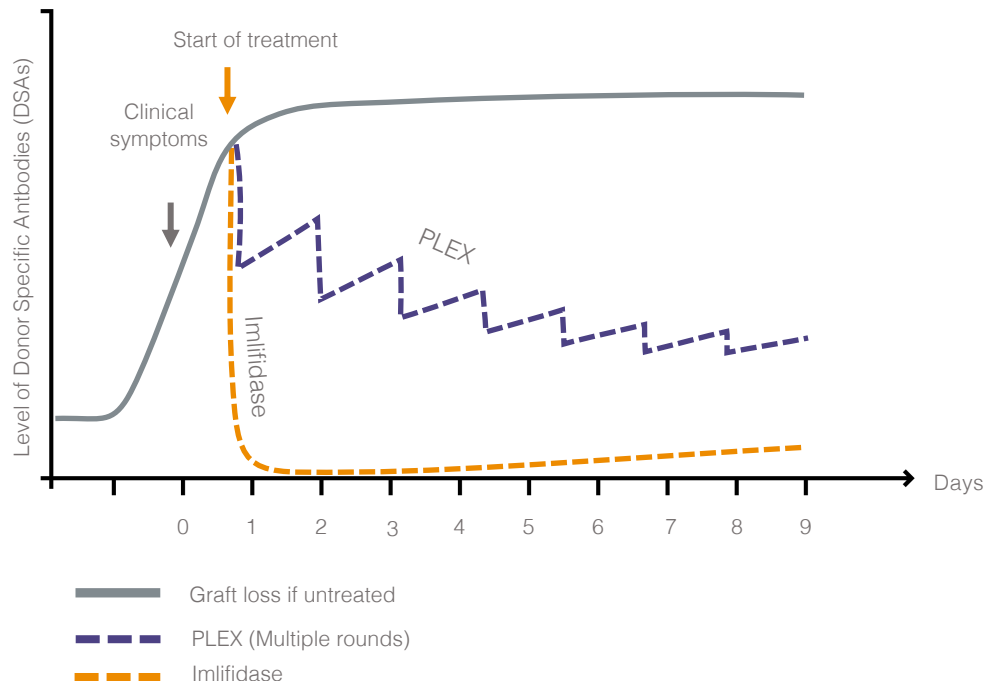
- Randomized, open-label multi-center, active control study, designed to evaluate the safety and efficacy of imlifidase in eliminating DSA in active AMR

STATUS

Ongoing recruitment

Potential of using imlifidase vs. PLEX in AMR

Illustrative



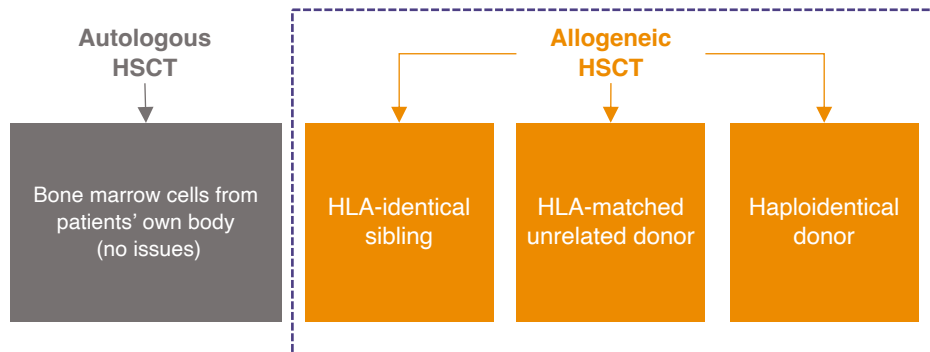
Exploring potential use of imlifidase in allogeneic hematopoietic stem cell transplantation (HSCT)

Desensitization treatment of patients with high levels of donor specific antibodies (DSA) prior to allogeneic HSCT transplant is a challenge; Imlifidase may have the potential to inactivate DSAs prior to transplantation


Transplantations are often acutely needed, which reduces the time available to find an adequately matched donor

- Haploidentical donors (e.g. parents, children) are often available and transplant outcome is good (e.g. engraftment, graft survival, survival)
- However, presence of donor specific antibodies (DSAs) have a negative impact on transplant outcome² (e.g. graft failure and survival) Prevalence of DSAs in allogeneic HSCT is typically between 10-21%¹.
- There are currently no approved drugs to manage patients with high levels of DSAs and current desensitization methods are inadequate, thus preventing patients from having a potentially life-saving HSCT
- Consensus recommendations published¹ by the EBMT³ on testing, monitoring and treatment of patients with donor specific antibodies recommend to desensitize all patients with DSAs
- Imlifidase may have the potential to transform the standard of care by enabling clinicians to inactivate DSAs prior to transplantation

Pre-existing DSAs may result in primary graft failure and poor survival after allogeneic hematopoietic stem cell transplantations



Pre-clinical programs



A black and white photograph of three microcentrifuge tubes in a rack. The tubes are labeled with handwritten numbers '7' and '10'. The tube labeled '10' is in the foreground and is slightly out of focus, while the tube labeled '7' is in the middle ground and is in focus. The third tube is in the background and is also out of focus. The tubes are filled with a liquid, and the rack is dark-colored.

Preclinical collaboration with argenx BV

Collaboration to evaluate the potential combination of companies' IgG-modulating approaches

- A combination of Hansa's IgG antibody-cleaving enzyme, and efgartigimod, argenx's FcRn antagonist could potentially be used in both the acute and chronic setting of autoimmune diseases and transplantation to potentially unlock additional therapeutic value
- Under the agreement, both parties will contribute equally in terms of resource allocation and will share all IP and data developed through the collaboration
- Both parties will maintain exclusive rights to their respective technologies and products.

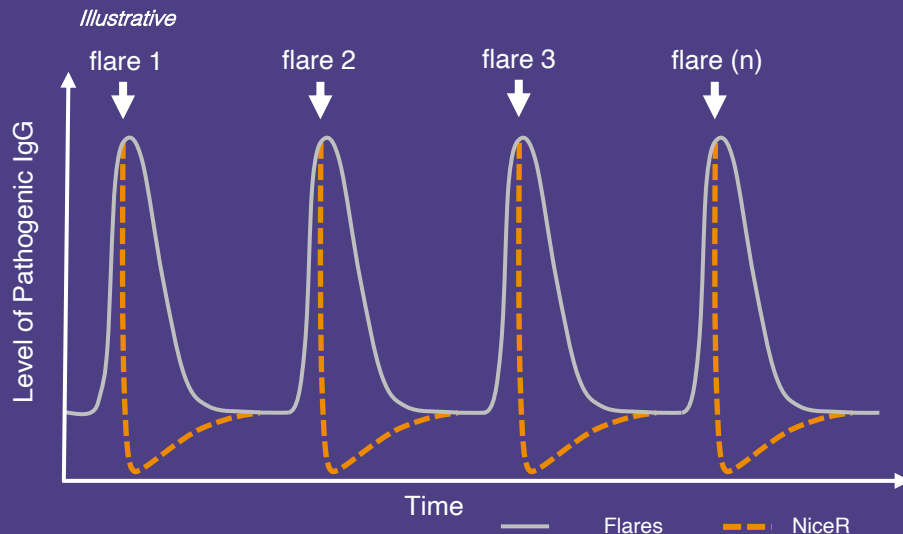
“NiceR” for repeat dosing

a new set of enzymes for repeat dosing for potential inactivation of flares in relapsing diseases

NiceR - Novel Immunoglobulin Cleaving Enzymes for Repeat dosing with lower immunogenicity

- Potential application for a broad array of indications, including reoccurring AMR, relapsing autoimmune diseases and oncology
- The first selected promising new drug candidate from the NiceR program is an IgG-cleaving enzyme (cysteine peptidase) with characteristics based on a homolog to imlifidase, but with lowered immunogenicity
- IND-enabling tox studies initiated in H1'21. Completion of GLP tox studies in 2022

NiceR can potentially inactivate flares



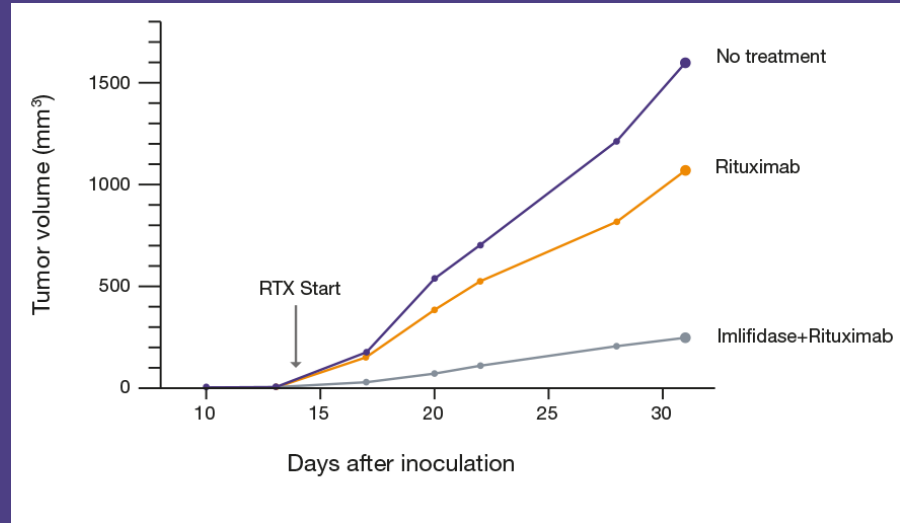
Our antibody cleaving enzymes

may potentially improve the therapeutic effect of immunotherapy in oncology (EnzE)

Proof of concept demonstrated in vivo for mice

- Enzyme based antibody enhancement through pre-treatment
- The abundance of normal IgG in blood interferes with therapeutic monoclonal antibodies
- Pre-treatment with imlifidase / NiceR has potential to significantly potentiate antibody-based cancer therapies
- Suppressive effect of IVIg on effector cell function abrogated by imlifidase
- Imlifidase can significantly improve the therapeutic effect of rituximab

Mice with human IgG (~9mg/mL)



¹ Järnum et al. Mol Cancer Ther 2017;16:1887-1897

Gene Therapy



Exploring opportunities in gene therapy

Exploring the opportunities in systemic administration of gene therapy for our unique antibody cleaving enzyme platform to potentially enable gene therapy treatment in NAb+ patients

A
revolutionary
approach

Significant
unmet need

Encouraging
pre-clinical
data

Partnership
strategy

Tropism and target tissue

AAV subtypes targets different tissues



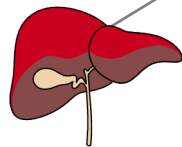
AAV 1, 2 & 5



Eye (local target)
 $\sim 1 \times 10^{11}$ vg



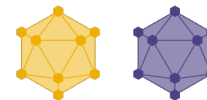
AAV 3, 7 & 8



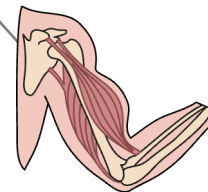
Liver (systemic)
 $\sim 1 \times 10^{14}$ vg



Brain (local target)
 $\sim 1 \times 10^{12}$ vg



AAV 4 & 8



Muscle (systemic)
 $\sim 1 \times 10^{15}$ vg



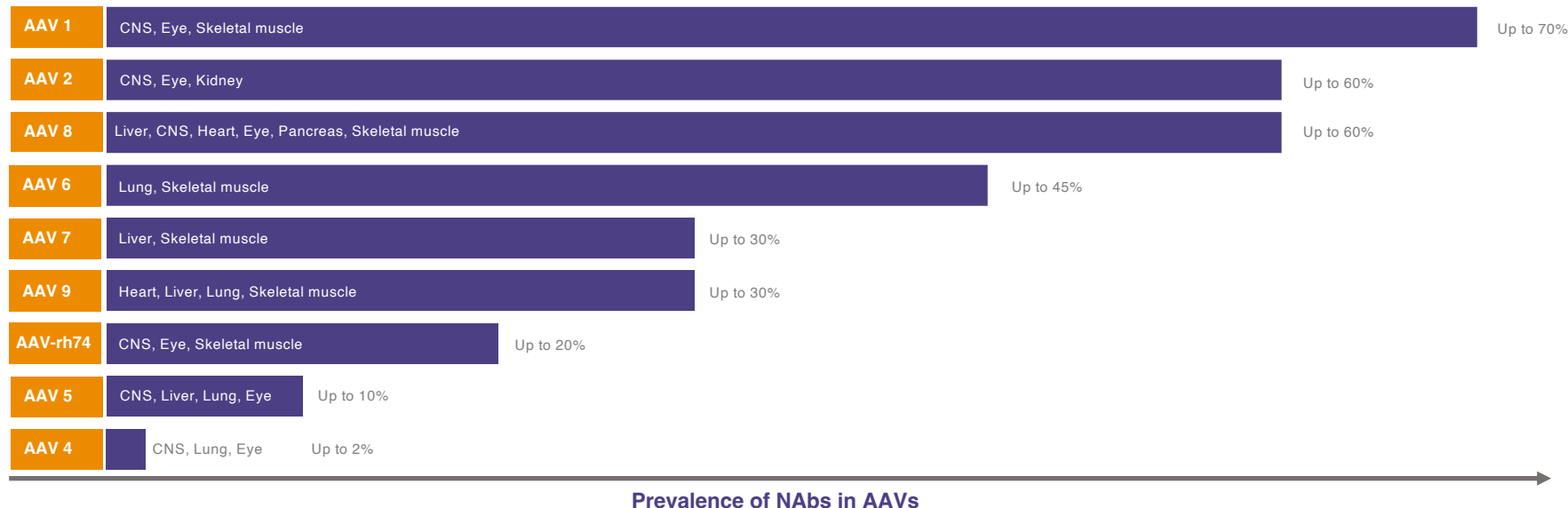
AAV 6, 7, rh74

Target tissues

Dose of gene therapy (vg)

Neutralizing antibodies are a barrier that precludes gene therapies

from working in a large group of patients. The prevalence of NABs varies significantly across the different vectors

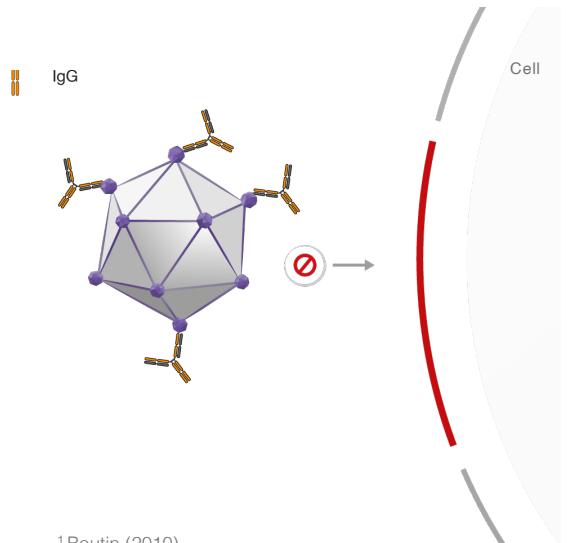


Source: Boutin et al (2010), Griffin et al (2019), Wang et al (2018), Calcedo & Wilson (2013), Falese et al (2017), Haiyan et al (2017), Ellsworth et al (2018), Greig et al (2017)

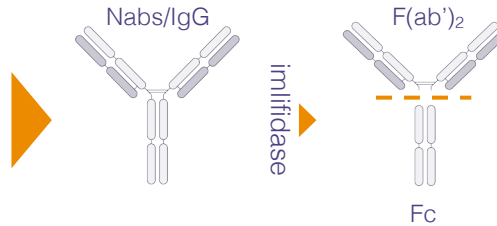
Neutralizing antibodies (Nabs) are immunological barriers in gene therapy; imlifidase may potentially eliminate Nabs

Between approximately 5% and 70%^{1,2} of patients considered for gene therapy treatment carry neutralizing anti-AAV antibodies forming a barrier for treatment eligibility

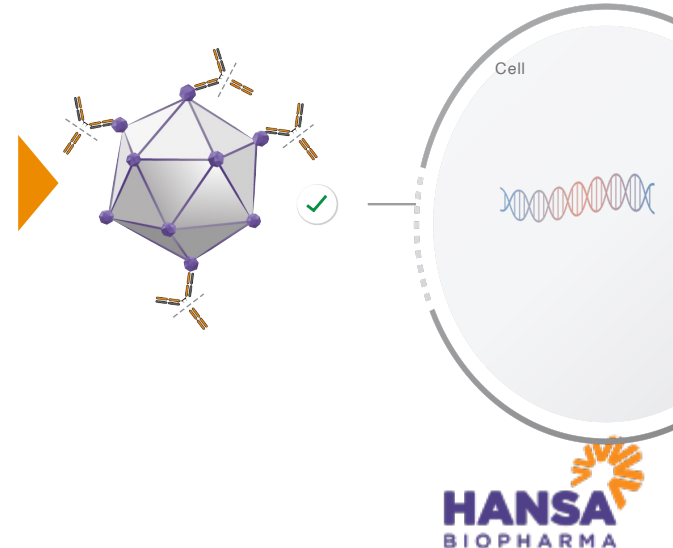
- 1 Antibodies prevent effective transfer of healthy gene sequence and can be a safety concern



- 2 Imlifidase is a unique IgG antibody-cleaving enzyme that cleaves IgG at the hinge region with extremely high specificity



- 3 The idea is to eliminate the neutralizing antibodies as a pre-treatment to enable gene therapy

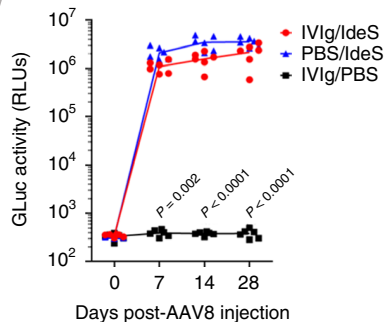


Imlifidase (IdeS) was highlighted in Nature Medicine¹

with encouraging outcome demonstrating imlifidase as a potential solution to overcome pre-existing antibodies to AAV-based gene therapy

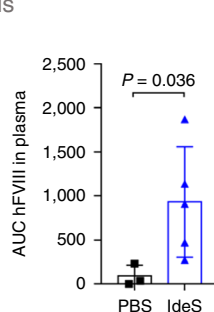
Imlifidase tested in a mouse model

- Imlifidase decreased anti-AAV antibodies and enabled efficient gene transfer



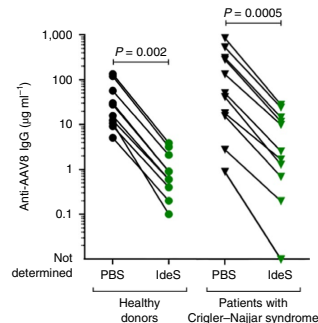
Imlifidase tested in NHP ahead of AAV vector infusion

- Pre-treatment with imlifidase in anti-AAV positive nonhuman primates (NHP) ahead of AAV vector infusion was safe and resulted in enhanced liver transduction and hFVIII plasma levels



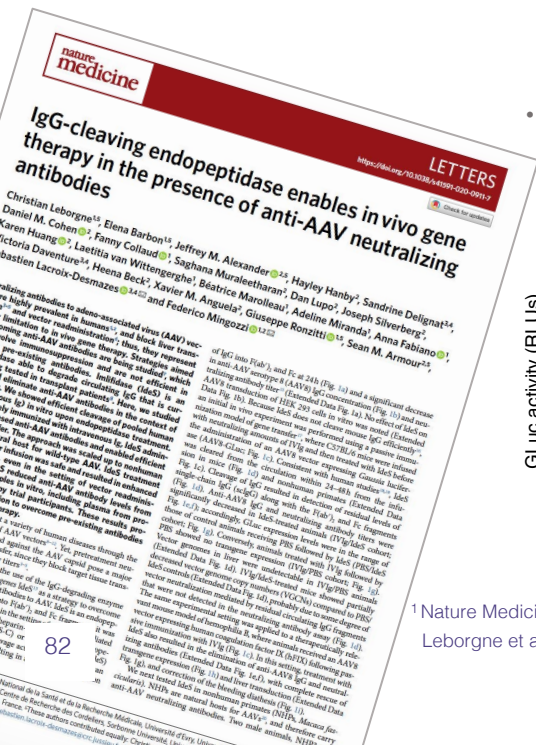
Imlifidase tested in human plasma samples (GT patients)

- Imlifidase reduced anti-AAV antibody levels from human plasma samples in vitro, incl. plasma from prospective gene therapy trial participants



¹ Nature Medicine <https://doi.org/10.1038/s41591-020-0911-7>

Leborgne et al. Nat Med (2020)



Global and exclusive agreement with Sarepta Therapeutics

to develop and promote imlifidase as pre-treatment ahead of gene therapy in select indications



Indication exclusivity:

- Duchenne Muscular Dystrophy (DMD)
- Limb-Girdle Muscular Dystrophy (LGMD)

Hansa's key resources

- Imlifidase validated with positive clinical efficacy and safety data as well as European approval
- Positive preclinical data published in *Nature*
- Clear path to U.S. approval (kidney transplant)



Sarepta's key resources

- World leader within gene therapy targeted at muscular dystrophies
- Pre-clinical plan: PoC and IND-tox
- Clinical / Regulatory
- Promotion

Collaborative research, development and commercialization – working together at every stage



Collaboration with AskBio to evaluate imlifidase in gene therapy targeting Pompe disease

Feasibility program to evaluate imlifidase as pre-treatment ahead of gene therapy in Pompe disease for patients with pre-existing neutralizing antibodies (NABs) to adeno-associated virus (AAV)



Hansa's key resources and deliverables

- Imlifidase validated with positive clinical efficacy and safety data as well as European approval
- Significant know-how around antibody cleaving enzymes
- Clear path to U.S. approval (kidney transplant)
- Hansa supplies material and provides additional support



Fully owned subsidiary of Bayer AG

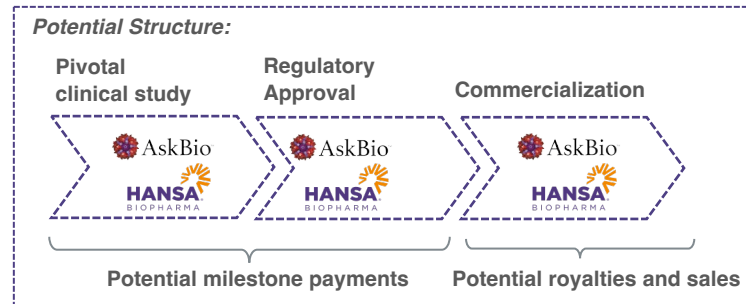
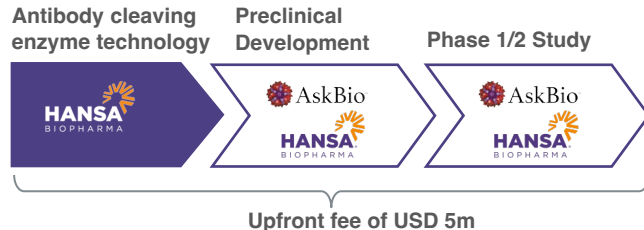
AskBio's key resources and deliverables

- Early innovator in the Gene Therapy space with AAV platform and ongoing clinical stage Pompe disease program
- Conducts pre-clinical and clinical trials according to agreed plan



Current agreement scoped around a feasibility program which covers preclinical work and a Phase 1/2 study

Exclusive option for AskBio to negotiate a potential full development and commercialization agreement



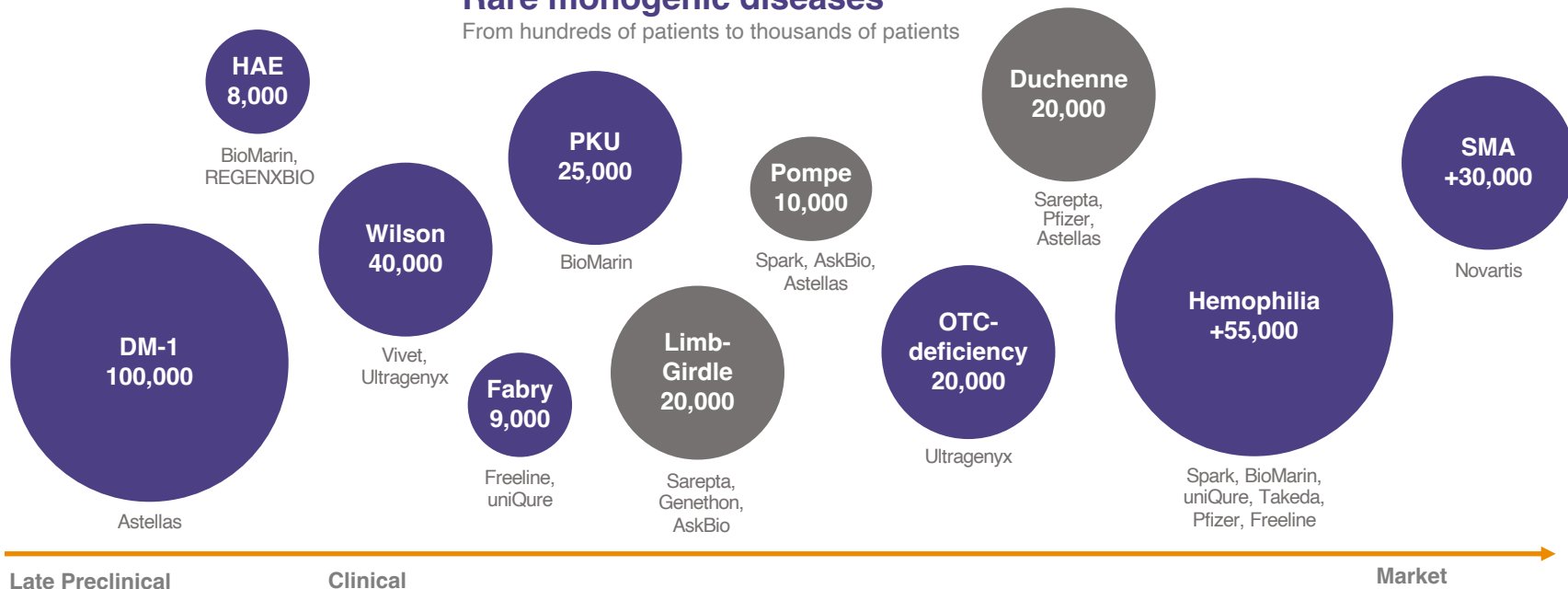
Systemic gene therapy is an emerging opportunity

with a focus on the potential to correct issues causing genes in rare monogenic diseases

- Preclinical programs with Sarepta and AskBio
- Potential gene therapy indications (currently not pursued)

Rare monogenic diseases

From hundreds of patients to thousands of patients



Late Preclinical

Clinical

Market

● Size of indication (US & EU)

Duchenne Muscular Dystrophy (DMD) SRP-9001

About Duchenne Muscular Dystrophy (DMD)¹


- Rare, fatal neuromuscular genetic disease
- Muscle weakness noticeable by age 3 to 5, and most patients use a wheelchair by the time they are 11
- Cardiac and respiratory muscle deterioration becomes life-threatening
- 1/3,500 to 5,000 male births (worldwide)
- Approximately 15% of patients have pre-existing IgG antibodies to rh74

SRP-9001 micro-dystrophin gene therapy for treatment of DMD


- AAVrh74 vector with micro-dystrophin transgene
- Broad patient experience (77 Duchenne trial participants dosed)
- 4 ongoing clinical trials – including recently initiated pivotal study
- Robust micro-dystrophin protein expression with commercially representative process material
- Functional benefits sustained up to 3 years after administration
- Observed safety profile is consistent

For further information regarding Sarepta's gene therapy programs, please refer to www.sarepta.com

Pre-treatment



Post-treatment



Source:

¹ Sarepta Therapeutics <https://investorrelations.sarepta.com/static-files/e9393c38-646f-45ee-9f56-955f3fbfad71>

² National Institutes of Health. Genetics Home Reference. Duchenne and Becker muscular dystrophy.

<https://ghr.nlm.nih.gov/condition/duchenne-and-becker-muscular-dystrophy>. Accessed Jan 2020.

³ Sarepta Therapeutics <https://investorrelations.sarepta.com/static-files/e9393c38-646f-45ee-9f56-955f3fbfad7>

Limb-Girdle muscular dystrophy (LGMD) SRP-9003

About limb-girdle muscular dystrophy

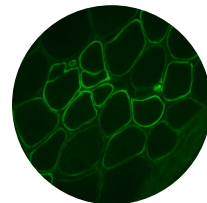
Limb-girdle muscular dystrophy is a group of diseases that cause weakness and wasting of the muscles

- Caused by defects in genes encoding for proteins residing within the sarcolemma, cytosol or nucleus of the muscle cell
- LGMD subtypes are often grouped according to which protein is affected
- Approximate global prevalence of 1.63 per 100,000 individuals; over 30 subtypes exist
- Approximately 15% of patients have pre-existing IgG antibodies to rh74

SRP-9003 β -sarcoglycan (SGCB) gene therapy for treatment of LGMD2E

- AAVrh74 vector with transgene β -sarcoglycan
- Open label study ongoing (N=6)
- Interim analysis disclosed in May 2021²:
 - Two dosing cohorts
 - Cohort 1 (n=3) - 1.85×10^{13} vg/kg; 2-year follow-up
 - Cohort 2 (n=3) - 7.41×10^{13} vg/kg; 1-year follow-up
 - No new safety signals, and treatment-related AEs occurred early and were transient and manageable
 - Robust, dose-dependent SGCB protein expression in all patients at Day 60, resulting in reconstitution of the sarcoglycan complex; SGCB expression sustained up to 2 years in cohort 1
 - Demonstrated functional improvements, including both NSAD and timed function tests, compared to baseline that were sustained for 2 years in cohort 1 and 1 year in cohort 2

β -sarcoglycan



For further information regarding Sarepta's gene therapy programs, please refer to www.sarepta.com

Source:

- 1) National Institutes of Health. Genetics Home Reference. Duchenne and Becker muscular dystrophy. <https://ghr.nlm.nih.gov/condition/duchenne-and-becker-muscular-dystrophy>. Accessed Jan 2020.
- 2) Rodino-Klapac et al. Presented at the annual meeting of the American Society of Cell and Gene Therapy May 11-14, 2021

*Doses are based on titer method using supercoiled plasmid standard

Pompe Disease (PD) AAV2/8-LSPPhGAA

About Pompe Disease

- Defect in a gene making an enzyme called acid alpha-glucosidase (GAA), which is used to break down glycogen
- Accumulation of glycogen result in severe impact on the normal organ and muscle function
- Current standard of care is enzyme replacement therapy (ERT)
- Approximate incidence is 1 per 40,000¹ births, or ~200 per year in the US + EU
- Prevalence is estimated to be around 10,000 in the US and Europe combined²
- Approximately 40-60%^{3,4} of patients have pre-existing IgG antibodies to AAV8

AskBio's AAV2/8-LSPPhGAA gene therapy

- AAV2 vector genome cross-packaged as AAV8
- Liver-specific promoter to express GAA enzyme
- Open label Phase I/II study ongoing
- Study in 8 Late-Onset Pompe Disease patients
- ClinicalTrials.gov: [NCT03533673](https://clinicaltrials.gov/ct2/show/study/NCT03533673)

For further information regarding AskBio's gene therapy program, please refer to www.askbio.com

Sources:

¹Pompe Disease, <https://rarediseases.org/rare-diseases/pompe-disease/> [accessed 2022-02-08]

²Calculated by Hansa on the basis of incidence numbers from <https://rarediseases.org/rare-diseases/pompe-disease/> and life expectancy estimates from <https://pompediseasenews.com/late-onset-pompe-disease/> as well as population statistics for the United States and European Union/Europe.

³ESGCT 27th Annual Congress Abstracts, Sensitivity of different AAV serotypes to pre-existing NAb, https://www.esgct.eu/home/Barcelona%202019/NEW_AAV%20Barcelona%20Abstracts.pdf

⁴Boutin et al. Prevalence of serum IgG and neutralizing factors against adeno-associated virus (AAV) types 1, 2, 5, 6, 8, and 9 in the healthy population: implications for gene therapy using AAV vectors. Hum Gene Ther. 2010. <https://pubmed.ncbi.nlm.nih.gov/20095819/>

ESG Overview



Formalising our ESG approach

At Hansa, we have always strived to achieve sustainable business practices. We are now formalizing our approach to sustainability and ESG issues, starting with identifying our key material focus areas.



Our mission: We leverage our unique enzyme technology platform to develop innovative, lifesaving and life altering immunomodulating therapies, bring these to the patients with rare diseases who need them, and generate value to society at large.

Our key ESG material aspects



Environment

Climate & waste impacts of production and logistics

Hansa's environmental impact is small because our production is limited in volume. However, as we grow, we need to be transparent about, and make efforts to limit, our climate and waste impacts.



Social

Unmet needs and equity in health

Patients with rare conditions in general, and highly sensitized patients in particular, have many unmet needs which our therapies help address. These unmet needs can also be reinforced by ethnic or socio-economic status, particularly regarding access to organ transplants. Collaboration with patient groups can help us reach even more patients who can benefit from our treatments.



Putting patients first

In the biopharma industry, there is a risk that patient access to innovative treatment is delayed. Hansa can therefore provide bridge financing on a case-by-case basis to benefit patients who have limited treatment options.



Employee wellbeing, diversity and inclusion

Ensuring employee wellbeing, diversity and inclusion is a fundamental commitment at Hansa. It is also essential for attracting talent in a fast-growing organization and delivering on our strategy.



Third-party risks

We diligently select new business partners, as well as monitor our existing partners and require them to comply with all laws and regulations and our Code of Conduct.



Pricing

In Europe, value-based pricing and universal health coverage is common, but in other countries access is a pressing issue. We can expand access to unfunded patients through collaboration with patient groups.



Governance

Safety, efficacy and ethics

To build a successful company and achieve our mission to extend and enhance the lives of the patients we serve, we must hold ourselves to the very highest standards. Trust is at the core of everything we do.



Return to investors

Biopharma companies need to remain economically attractive as an investment, so as to continue to secure capital and develop new treatments.



UN Sustainable Development Goals

The Sustainable Development Goals (SDGs) were adopted by all UN Member States in 2015 as a universal call to action to end poverty, protect the planet and ensure that all people enjoy peace and prosperity by 2030. They have since become a gold standard for sustainability across businesses, and each of our recommended factors have been developed to align with relevant goals.



Capital Markets



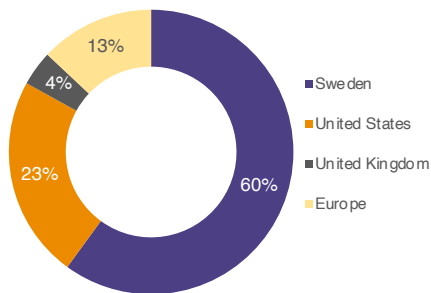
Ownership in Hansa Biopharma

Top 10 ownership as per March 31, 2021

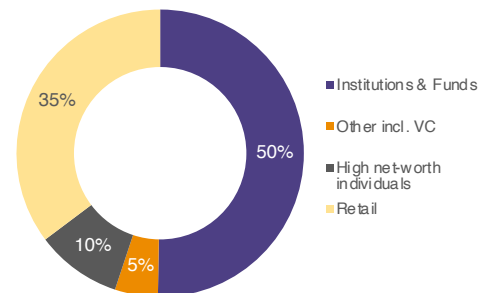
Name	No. of shares	Ownership in pct.
Redmile Group, LLC	5 415 663	12.2
Fjärde AP-Fonden (AP 4)	2 207 397	4.9
Nexttobe AB	2 155 379	4.8
Invesco Advisers, Inc.	1 973 931	4.4
Olausson, Thomas	1 820 500	4.1
Tredje AP-Fonden (AP 3)	1 389 650	3.1
Handelsbanken Asset Management	1 369 877	3.1
Försäkrings AB Avanza Pension	1 314 165	3.0
The Vanguard Group, Inc.	1 223 839	2.8
Schroder Investment Management, LTD	888 132	2.0
Others	24 714 919	55.6
Outstanding A shares in total	44 473 452	100.0

Classification of ownership as per Dec 31, 2021


Ownership by country



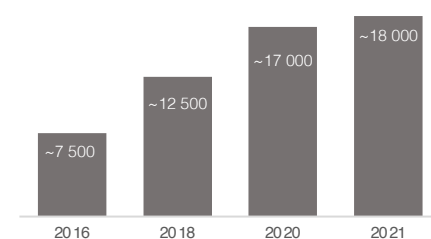
Ownership by type



Capital Raise July 2020



No. of shareholders



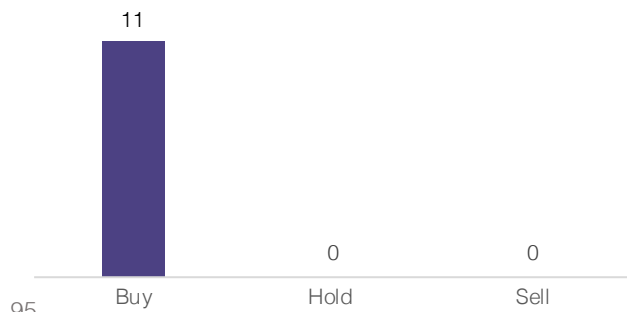
Company collected consensus

Consensus is based on a collection of analyst estimates pre our Q1 2022 report (April 21, 2022)

	Price target, SEK	WACC	EU Patient Uptake				Revenue Estimates, SEKm				EBIT SEKm			
			Q1'22e	FY'22e	FY'23e	FY'24e	Q1'22e	FY'22e	FY'23e	FY'24e	Q1'22e	FY'22e	FY'23e	FY'24e
Average	248	10,5%	3	21	51	103	14	87	176	321	-150	-629	-671	-689
Median	238	10,5%	3	21	54	101	13	90	180	323	-135	-629	-616	-590
High	410	13,0%	4	27	75	180	21	112	265	534	0	-455	-489	-484
Low	120	7,6%	1	15	22	30	9	53	72	96	-190	-770	-1 072	-1 424
Number of contributions	11	8	4	8	8	8	5	8	8	8	5	8	8	8

	Operating Cash Flow, SEKm				Cash Equivalents, SEKm				Capital Raise, SEKm			
	Q1'22e	FY'22e	FY'23e	FY'24e	Q1'22e	FY'22e	FY'23e	FY'24e	Q1'22e	FY'22e	FY'23e	FY'24e
Average	-111	-606	-657	-682	0	486	429	-180	0	0	690	942
Median	-111	-574	-604	-551	0	352	415	-155	0	0	690	1 000
High	-111	-454	-489	-471	0	1 139	1 338	372	0	0	880	1 000
Low	-111	-774	-1 105	-1 105	0	162	-261	-799	0	0	500	825
Number of contributions	1	8	8	8	0	8	7	7	0	0	3	4

Analyst recommendations

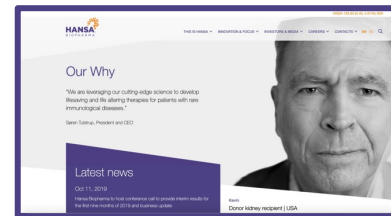


Bank/Research Institution	Analyst	Location	E-mail
SEB	Christopher Uhde, PhD	Stockholm	christopher.uhde@seb.se
ABG Sundal Collier	Adam Karlsson	Stockholm	adam.karlsson@abgsc.se
Carnegie	Erik Hultgård	Stockholm	erik.hultgard@carnegie.com
Redeye	Johan Unnerus	Stockholm	johan.unnerus@redeye.se
RBC	Zoe Karamanoli	London	zoe.karamanoli@rbccm.com
Kempen	Ingrid Gafanhao	Amsterdam	ingrid.gafanhao@kempen.com
Intron Health Research	Naresh Chouhan	London	naresh@intronhealthresearch.com
Ökonomiskt Ugebrev	Lars Hatholt	Copenhagen	hatholt@outlook.com
Danske Bank	Caroline Banér	Stockholm	caroline.baner@danskebank.se
Erik Penser Bank	Ludvig Svensson	Stockholm	ludvig.svensson@penser.se
H.C. Wainwright	Douglas Tsao	New York	dtsao@hwcwresearch.com

Corporate Contacts

Investor Relations and
Corporate Communications

Visit our web site
www.hansabiopharma.com



Klaus Sindahl

Head of Investor Relations

Mobile: +46 (0) 709-298 269

Email: klaus.sindahl@hansabiopharma.com



Katja Margell

Head of Corporate Communications

Mobile: +46 (0) 768-198 326

Email: katja.margell@hansabiopharma.com

Calendar and events

April 21 2022

Kempen Life Sciences Conference 2022, Amsterdam

April 27 2022

Redeye Orphan Drugs 2022, Stockholm

May 15 2022

ABG Life Science Summit 2022, Stockholm

May 16 2022

European Midcap Event, Copenhagen

June 16 2022

Annual General Meeting 2022

July 12 2022

William Blair's Biotech Focus Conference 2022, New York

July 21 2022

Half year 2022 report

Aug 9 2022

BTIG Biotechnology Conference 2022, New York

Aug 10 2022

Canaccord Annual Growth Conference, Boston

Sept 7 2022

Pareto annual Healthcare Conference 2022, Stockholm

Sept 7-8 2022

Citi's 17th Annual BioPharma Conference, Boston

Oct 20 2022

Interim Report for January-September 2022

Nov 23 2022

Økonomisk Ugebrev Life Science conference, Copenhagen

